



TRANSDUCERS & TRANSMITTERS



750°F (400°C) Mercury Fill
 660°F (350°C) Mercury Free Fill
 1000°F (538°C) NaK - Mercury Free Fill

INDICATORS & GAUGES



CABLES, ACCESSORIES & TEST EQUIPMENT



TABLE of CONTENTS

MELT PRESSURE SENSORS

MK NaK MERCURY FREE.....	2
MP STANDARD TRANSDUCERS..	4
MT STANDARD TRANSMITTERS..	6
MF MERCURY FREE.....	8
MN NARROW SPACE.....	10
GENTRAN REPLACEMENTS.....	12
MP SPECIAL DESIGNS.....	14
SIL2 - REMOTE & LOCAL ZERO... 15	

MELT PRESSURE

MP CONNECTORS/CABLES.....	16
MP ACCESSORIES.....	18
HOLE DRILL & CLEAN kits.....	19
HOLE PLUGS & TIP SPACERS..	20
MP WIRING.....	21
MP TECHNICAL NOTES.....	22
MG DIGITAL GAUGES.....	24
MPG MECHANICAL GAUGES... 25	

MELT PRESSURE

MP INDICATOR / ALARM.....	26
MG-IND LOCAL READOUT.....	27
TEMPERATURE INDICATOR.....	28
MELT TEMPERATURE SENSORS.....	28
MT-IND 4-20mA LOOP INDICATOR.....	30
MHP HYDRAULIC TRANSDUCER.....	30
MHT HYDRAULIC TRANSMITTER.....	31
TESTING EQUIPMENT.....	32

MK100 SERIES



MK100 SERIES

The diaphragm transmits pressure through the Nak filled capillary for high temperature stability. Four active arm wheatstone bridge strain gage ensures high accuracy. The rigid stem makes installation fast and easy.

FEATURES MK100/200

NaK -MERCURY FREE FILL
 Standard 3.33mV/V
 6pin Bayonet Connector
 6" Stem
 18" Flex Hose (MK200)
 0.5% combined error
 80% Output Calibration
 Interchangeable with all Competitor's models
 1000°F (538°C) Rating
 Ranges from 0-300 to 0-30,000psi
 Standard Inconel Diaphragm

MK200 SERIES



MK200 SERIES

SAME AS MK100 PLUS:

Flexible capillary with stainless armour coating. This provides further thermal isolation and installation flexibility.

OPTIONS MK100/200

OUTPUT OPTIONS
 2.5mV/V, 4-20mA, 0-5/0-10 VDC
CONNECTOR OPTIONS
 8pin 6pin-CANNON
 3,4,9,12,18"STEM
 24,30 or 60" Flex Hose (MK200)
OPTIONAL DIAPHRAGMS
 Hastelloy
 Titanium Nitride
 Inconel Tip + Thread
 Option "E" - Epoxy filled can
 Option "W" - Tig Welded Can with Epoxy Fill
SIL2 - Remote+Local Zero (4-20mA)

MKX SERIES



MKX SERIES

SAME AS MK200 PLUS:

Temperature sensor mounted behind diaphragm. This provides temperature and pressure measurement from a single hole. The temperature sensor is field replaceable without removing pressure sensor.

FEATURES MKX

same as MK200 Plus
 Thermocouple J
 Field replaceable

OPTIONS MKX

same as MK200 Plus
 Temperature Sensors
 Thermocouple K
 Pt100 RTD sensor
SIL2 - Remote+Local Zero (4-20mA)

SPECIFICATIONS

MECHANICAL

Ranges: 0-300 to 0-30,000psi
Max Error: 1% of Full Scale
Repeatability: +/-0.2%
Overload Capab: 2x Full Scale
Mount Torque: 150in-500 in-lbs

TEMPERATURE

Max Diaph. Temp: 1000°F(538°C)
Zero Shift of Diaph.: 10psi/100°F
Zero Shift of Elect.: 1%/100°F
Max Housing Temp: 250°F(120°C)

ELECTRICAL

Measuring Sensor: 350ohm Wheatstone Bridge
Internal Shunt Cal(2.5 or 3.3mV/V): 80% of FS
Zero&Span Adjust(0-5/10V or 4-20mA): +/-0.15% FS
Excitation: 2.5 or 3.3mV/V(7-12V recommend10V)
 0-10V(14-36V) 0-5V(11-36V)
 4-20mA(14-36V)

MP100 SERIES



MP100 SERIES

The diaphragm transmits pressure through the fluid filled capillary for high temperature stability. Four active arm wheatstone bridge strain gage ensures high accuracy. The rigid stem makes installation fast and easy.

FEATURES MP100/200

Fluid filled system
 Standard 3.33mV/V
 6pin Bayonet Connector
 6" Stem
 18" Flex Hose (MP200)
 0.5% combined error
 80% Output Calibration
 Interchangeable with all Competitor's models
 750°F (400°C) Rating
 Ranges from
 0-300 to 0-30,000psi
 Standard Inconel Diaphragm

MP200 SERIES



MP200 SERIES


SAME AS MP100 PLUS:

Flexible capillary with stainless armour coating. This provides further thermal isolation and installation flexibility.

OPTIONS MP100/200

OUTPUT OPTION
 2.5mV/V
 CONNECTOR OPTIONS
 8pin 6pin-SCREW
 3,4,9,12,18"STEM
 24,30 or 60" Flex Hose (MP200)
 OPTIONAL DIAPHRAGMS
 Hastelloy
 Titanium Nitride
 Inconel Tip + Threads
 Option "E" - Epoxy filled can
 Option "W" - Tig Welded Can with Epoxy Fill

MPX SERIES



MPX SERIES

SAME AS MP200 PLUS:

Temperature sensor mounted behind diaphragm. This provides temperature and pressure measurement from a single hole.

The temperature sensor is field replaceable without removing pressure sensor.

FEATURES MPX

same as MP200 Plus
 Thermocouple J
 Field replaceable

OPTIONS MPX

same as MP200 Plus
 Temperature Sensors
 Thermocouple K
 Pt100 RTD sensor

SPECIFICATIONS

MECHANICAL

Ranges: 0-300 to 0-30,000psi
 Max Error: 0.5% of Full Scale
 Repeatability: +/-0.2%
 Overload Capab: 2x Full Scale
 Mount Torque: 150in-500 in-lbs

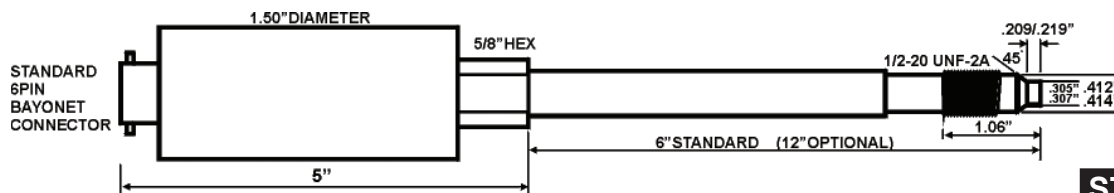
TEMPERATURE

Max Diaph. Temp: 750°F(400°C)
 Zero Shift of Diaph.: 15psi/100°F
 Zero Shift of Elect.: 1%/100°F
 Max Housing Temp: 250°F(120°C)

ELECTRICAL

Measuring Sensor: 350ohm Wheatstone Bridge
 Internal Shunt Cal(2.5 or 3.3mV/V): 80% of FS
 Excitation: 2.5 or 3.3mV/V(7-12V recommend10V)

MP100 TRANSDUCER - RIGID STEM



ORDER CODE

MP1 X **X - P XX X** **X** **X** **X**

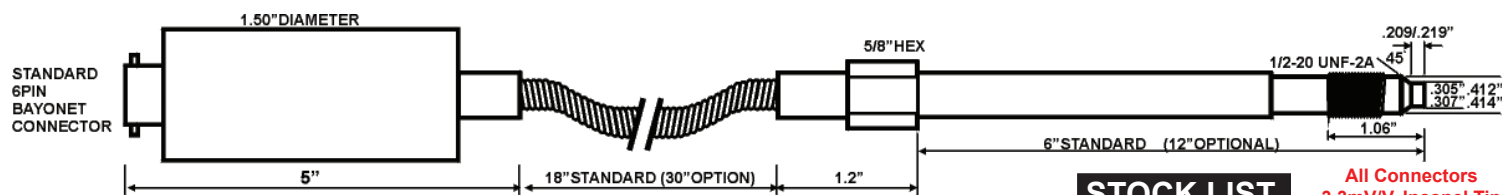
0 - 6"stem	1 - 3.3mV/V	1	M - Psi x 1000	S - 6pin Bayonet	S - Standard Inconel	-	- 1/2"-20UNF
8 - 8"stem	2 - 2.5mV/V	1.5	B - Bar x 100	G - 6pin Screw	C - Chromium Nitride	M18	- M18x1.5
9 - 9"stem		3	P - MPa	8 - 8pin Screw	T - (TiN)Titanium Nitride	M10	- M10x1.0
1 - 12"stem		5	K - kg/cm2	N - 1/2"NPT+ 36"Teflon	I - Inconel Tip+Threads	.25	- 0.25% Accuracy
		7			H -Hastelloy Tip+Threads	E	- Epoxy Fill
		7.5 15		5 - 5pin (china standard)	D - (TiAlN) Titanium Aluminium Nitride	W	- Tig Welded Can with Epoxy Fill
		10 20					

STOCK LIST

All Connectors 3.3mV/V, Inconel Tip

PSI	STEM
750	6"
1000	6", 12"
1500	6"
3000	6", 9", 12"
5000	6", 9", 12"
7500	6", 12"
10,000	6", 9", 12"
15,000	6"
20,000	6"

MP200 TRANSDUCER - RIGID STEM + FLEX



ORDER CODE

MP2 X **X - P XX X** **X** **X** **X**

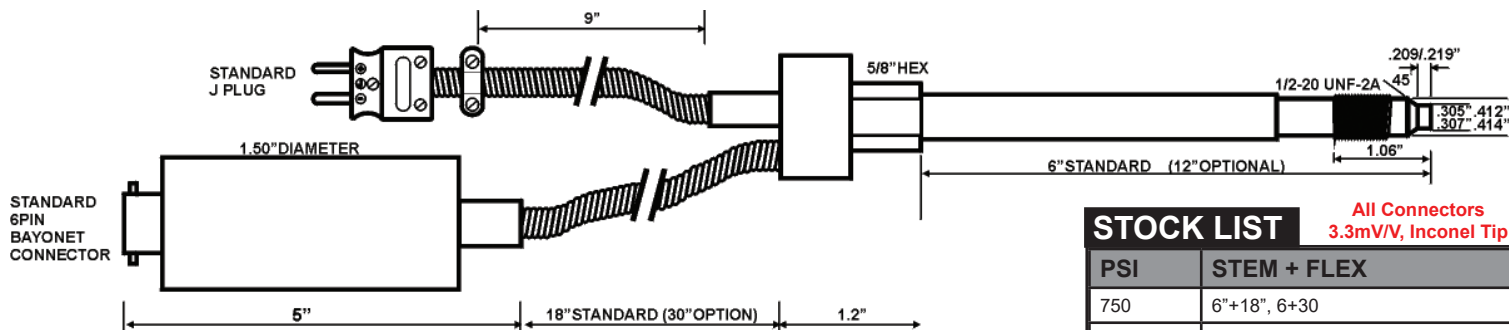
0 - 6"stem+18"Flex	1 - 3.3mV/V	1	M - Psi x 1000	S - 6pin Bayonet	S - Standard Inconel	-	- 1/2"-20UNF
1 - 12"stem+18"Flex	2 - 2.5mV/V	1.5	B - Bar x 100	G - 6pin Screw	C - Chromium Nitride	M18	- M18x1.5
3 - 6"stem+30"Flex		3	P - MPa	8 - 8pin Screw	T - (TiN)Titanium Nitride	M10	- M10x1.0
4 - 12"stem+30"Flex		5	K - kg/cm2	N - 1/2"NPT+ 36"Teflon	I - Inconel Tip+Threads	.25	- 0.25% Accuracy
8 - 8"stem+18"Flex		7			H -Hastelloy Tip+Threads	E	- Epoxy Fill
9 - 9"stem+18"Flex		7.5 15		5 - 5pin (china standard)	D - (TiAlN) Titanium Aluminium Nitride	W	- Tig Welded Can with Epoxy Fill
		10 20					

STOCK LIST

All Connectors 3.3mV/V, Inconel Tip

PSI	STEM + FLEX
750, 1000	6"+18", 6"+30"
1500	6"+18", 6"+30", 12"+18"
3000	6"+18", 6"+30", 12"+18"
5000	6"+18", 9"+18", 12+18, 6+30, 12+30, 3+18
7500	6"+18", 9"+18, 12+18, 12+30
10,000	6"+18", 9"+18, 12+18, 6+30, 12+30, 3+18
15,000	6"+18"
20,000	6"+18"

MPX TRANSDUCER - PRESSURE + TEMPERATURE



ORDER CODE

MPX **X** **X - P XX X** **X** **X** **X**

J - T/c J	0 - 6"stem+18"Flex	1 - 3.3mV/V	1	M - Psi x 1000	S - 6pin Bayonet	S - Standard Inconel	-	- 1/2"-20UNF
K - T/c K	1 - 12"stem+18"Flex	2 - 2.5mV/V	1.5	B - Bar x 100	G - 6pin Screw	C - Chromium Nitride	M18	- M18x1.5
P - PT100	3 - 6"stem+30"Flex		3	P - MPa	8 - 8pin Screw	T - (TiN)Titanium Nitride	M10	- M10x1.0
	4 - 12"stem+30"Flex		5	K - kg/cm2	N - 1/2"NPT+ 36"Teflon	I - Inconel Tip+Threads	.25	- 0.25% Accuracy
	8 - 8"stem+18"Flex		7			H -Hastelloy Tip+Threads	E	- Epoxy Fill
	9 - 9"stem+18"Flex		7.5 15		5 - 5pin (china standard)	D - (TiAlN) Titanium Aluminium Nitride	W	- Tig Welded Can with Epoxy Fill
			10 20					

STOCK LIST

All Connectors 3.3mV/V, Inconel Tip

PSI	STEM + FLEX
750	6"+18", 6+30
1000	6"+18", 12+18, 6+30
1500	6"+18", 6+30
3000	6"+18", 6+30, 9"+18,12+18, 12+30
5000	6"+18", 9"+18, 12+18, 6+30, 12+30
7500	6"+18", 9"+18,12+18
10,000	6"+18", 9"+18, 12+18, 6+30, 12+30
15,000	6"+18", 12+18
20,000	6"+18"

MT100 SERIES



MT100 SERIES

The diaphragm transmits pressure through the fluid filled capillary for high temperature stability. Four active arm wheatstone bridge strain gage ensures high accuracy. The rigid stem makes installation fast and easy.

FEATURES MT100/200

Fluid filled system
OUTPUT OPTIONS
 4-20mA
 0-5VDC 0-10VDC
 6pin Bayonet Connector
 6" Stem
 18" Flex Hose (MT200)
 0.5% combined error
 80% Output Calibration
 Interchangeable with all Competitor's models
 750°F (400°C) Rating
 Ranges from
 0-300 to 0-30,000psi
 Standard Inconel Diaphragm

MT200 SERIES



MT200 SERIES

SAME AS MT100 PLUS:

Flexible capillary with stainless armour coating. This provides further thermal isolation and installation flexibility.

OPTIONS MT100/200

CONNECTOR OPTIONS
 8pin 6pin-CANNON
 3,4,9,12,18"STEM
 24,30 or 60" Flex Hose (MT200)
OPTIONAL DIAPHRAGMS
 Titanium Nitride
 Hastelloy
 Inconel Tip + Thread
 Option "E" - Epoxy filled can
 Option "W" - Tig Welded Can with Epoxy Fill
 SIL2 - Remote+Local Zero (4-20mA)

MTX SERIES



MTX SERIES

SAME AS MT200 PLUS:

Temperature sensor mounted behind diaphragm. This provides temperature and pressure measurement from a single hole. The temperature sensor is field replaceable without removing pressure sensor.

FEATURES MTX

same as MT200 Plus
 Thermocouple J
 Field replaceable

OPTIONS MTX

same as MT200 Plus
 Temperature Sensors
 Thermocouple K
 Pt100 RTD sensor
 SIL2 - Remote+Local Zero (4-20mA)

SPECIFICATIONS

MECHANICAL

Ranges: 0-300 to 0-30,000psi
Max Error: 0.5% of Full Scale
Repeatability: +/-0.2%
Overload Capab: 2x Full Scale
Mount Torque: 150in-500 in-lbs

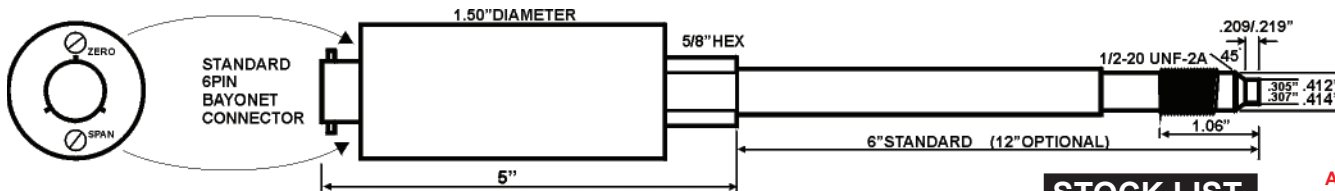
TEMPERATURE

Max Diaph. Temp: 750°F(400°C)
Zero Shift of Diaph.: 15psi/100°F
Zero Shift of Elect.: 1%/100°F
Max Housing Temp: 250°F(120°C)

ELECTRICAL

Measuring Sensor: 350ohm Wheatstone Bridge
Zero&Span Adjust(0-5/10V or 4-20mA): +/-0.15% FS
Excitation: 0-10V(14-36V) 0-5V(11-36V)
 4-20mA(14-36V)

MT100 TRANSMITTER - RIGID STEM



STOCK LIST All Outputs Inconel Tip, 6pin Bayonet

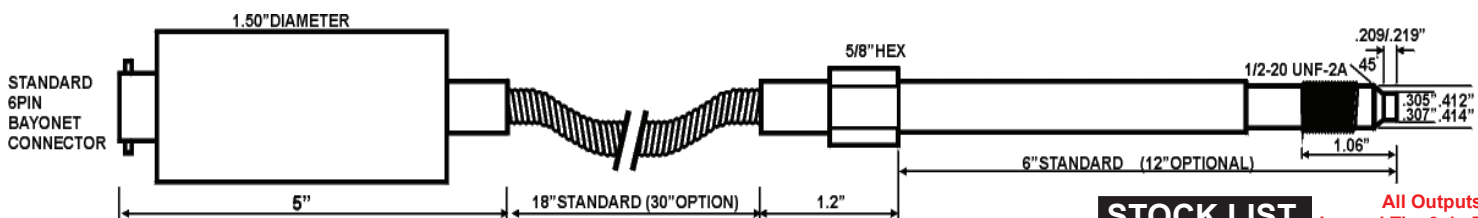
PSI	STEM
300, 500	6"
750	6"
1000	6"
1500	6"
3000	6", 12"
5000	6", 9", 12"
7500	6", 12"
10,000	6", 9", 12"
15,000	6"
20,000	6"

ORDER CODE

MT1 X **X** - P XX **X** **X** **X** **X**

0 - 6"stem	4 - 4-20mA	1	M - Psi x 1000	S - 6pin Bayonet	S - Standard Inconel	- - 1/2"-20UNF
A - 3"stem	5 - 0-5VDC	1.5	B - Bar x 100	G - 6pin Screw	C - Chromium Nitride	M18 - M18x1.5
8 - 8"stem	6 - 1-5VDC	2	P - MPa	8 - 8pin Screw	T - (TiN)Titanium Nitride	M10 - M10x1.0
9 - 9"stem	7 - 0-10VDC	3	K - kg/cm2	N - 1/2"NPT+ 36"Teflon	I - Inconel Tip+Threads	.25 - 0.25% Accuracy
1 - 12"stem	E - 4-20mA (4wire)	5		5 - 5pin (china standard)	H -Hastelloy Tip+Threads	E - Epoxy Fill
		7			D - (TiAlN) Titanium Aluminium Nitride	W - Tig Welded Can with Epoxy Fill
		7.5 15				3V - Volt Out(3wire)
		10 20				SIL2 - Remote+Local Zero (4-20mA)

MT200 TRANSMITTER - RIGID STEM + FLEX



STOCK LIST All Outputs Inconel Tip, 6pin Bayonet

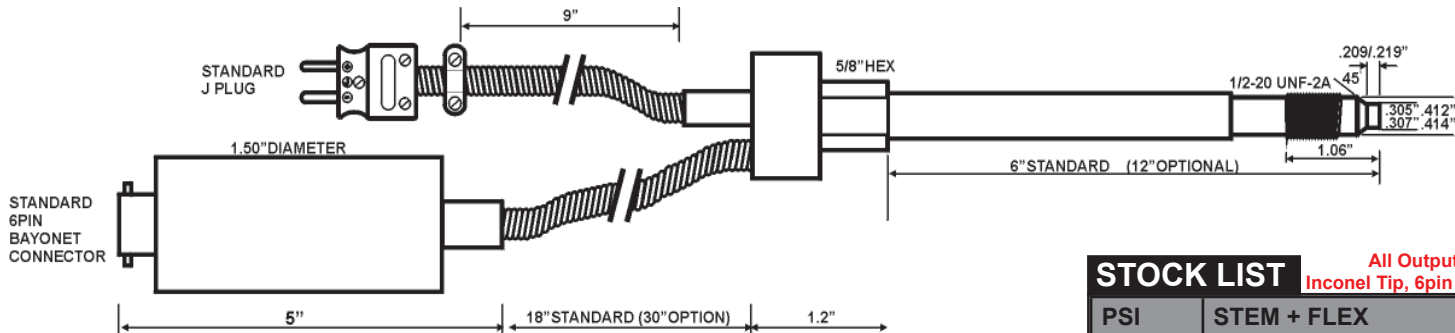
PSI	STEM + FLEX
300, 500	6"+18", 6+30
750, 1000	6"+18", 6+30
1500	6"+18", 6+30, 12+18
3000	6"+18", 6+30, 12+18
5000	6"+18", 9"+18, 12+18, 6+30, 12+30, 3+18
7500	6"+18"
10,000	6"+18", 9"+18, 12+18, 6+30, 12+30, 3+18
15,000	6"+18"
20,000	6"+18"

ORDER CODE

MT2 X **X** - P XX **X** **X** **X** **X**

0 - 6"stem+18"Flex	4 - 4-20mA	1	M - Psi x 1000	S - 6pin Bayonet	S - Standard Inconel	- - 1/2"-20UNF
1 - 12"stem+18"Flex	5 - 0-5VDC	1.5	B - Bar x 100	G - 6pin Screw	C - Chromium Nitride	M18 - M18x1.5
3 - 6"stem+30"Flex	6 - 1-5VDC	2	P - MPa	8 - 8pin Screw	T - (TiN)Titanium Nitride	M10 - M10x1.0
4 - 12"stem+30"Flex	7 - 0-10VDC	3	K - kg/cm2	N - 1/2"NPT+ 36"Teflon	I - Inconel Tip+Threads	.25 - 0.25% Accuracy
8 - 8"stem+18"Flex	E - 4-20mA (4wire)	5		5 - 5pin (china standard)	H -Hastelloy Tip+Threads	E - Epoxy Fill
9 - 9"stem+18"Flex		7			D - (TiAlN) Titanium Aluminium Nitride	W - Tig Welded Can with Epoxy Fill
A - 3"stem+18"Flex		7.5 15				3V - Volt Out(3wire)
		10 20				SIL2 - Remote+Local Zero (4-20mA)

MTX TRANSMITTER - PRESSURE + TEMPERATURE



STOCK LIST All Outputs Inconel Tip, 6pin Bayonet

PSI	STEM + FLEX
300, 500	6"+18", 6+30
750, 1000	6"+18", 6+30
1500	6"+18", 6+30
3000	6"+18", 12+18, 12+30
5000	6"+18", 9"+18, 12+18, 6+30, 12+30
7500	6"+18"
10,000	6"+18", 9"+18, 12+18, 6+30, 12+30
15,000	6"+18", 12+18
20,000	6"+18"

ORDER CODE

MT X **X** **X** - P XX **X** **X** **X**

J - T/c J	0 - 6"stem+18"Flex	4 - 4-20mA	1	M - Psi x 1000	S - 6pin Bayonet	S - Standard Inconel	M18 - M18x1.5
K - T/c K	1 - 12"stem+18"Flex	5 - 0-5VDC	1.5	B - Bar x 100	G - 6pin Screw	C - Chromium Nitride	M10 - M10x1.0
P - PT100	3 - 6"stem+30"Flex	6 - 1-5VDC	2	P - MPa	8 - 8pin Screw	T - (TiN)Titanium Nitride	.25 - 0.25% Accur.
	4 - 12"stem+30"Flex	7 - 0-10VDC	3	K - kg/cm2	N - 1/2"NPT+ 36"Teflon	I - Inconel Tip+Threads	E - Epoxy Fill
	8 - 8"stem+18"Flex	E - 4-20mA (4wire)	5		5 - 5pin (china standard)	H -Hastelloy Tip+Threads	W - Tig Welded Can with Epoxy Fill
	9 - 9"stem+18"Flex		7			D - (TiAlN) Titanium Aluminium Nitride	3V - Volt Out(3wire)
	A - 3"stem+18"Flex		7.5 15				SIL2 - Remote+Local Zero (4-20mA)
			10 20				

MF100 SERIES



MF100 SERIES

The diaphragm transmits pressure through the fluid filled capillary for high temperature stability. Four active arm wheatstone bridge strain gage ensures high accuracy. The rigid stem makes installation fast and easy.

FEATURES MF100/200

- MERCURY FREE FILL**
- Standard 3.33mV/V
- 6pin Bayonet Connector
- 6" Stem
- 18" Flex Hose (MF200)
- 0.5% combined error
- 80% Output Calibration
- Interchangeable with all Competitor's models
- 660°F (350°C) Rating
- Ranges from 0-300 to 0-30,000psi
- Standard Inconel Diaphragm

MF200 SERIES



MF200 SERIES

SAME AS MF100 PLUS:

Flexible capillary with stainless armour coating. This provides further thermal isolation and installation flexibility.

OPTIONS MF100/200

- OUTPUT OPTIONS**
- 2.5mV/V 4-20mA
- 0-5VDC 0-10VDC
- CONNECTOR OPTIONS**
- 8pin 6pin-CANNON
- 3,4,9,12,18" STEM
- 24,30 or 60" Flex Hose (MF200)
- OPTIONAL DIAPHRAGMS**
- Hastelloy
- Titanium Nitride
- Inconel Tip + Thread
- Option "E" - Epoxy filled can
- Option "W" - Tig Welded Can with Epoxy Fill
- SIL2 - Remote+Local Zero (4-20mA)

MFX SERIES



MFX SERIES

SAME AS MF200 PLUS:

Temperature sensor mounted behind diaphragm. This provides temperature and pressure measurement from a single hole. The temperature sensor is field replaceable without removing pressure sensor.

FEATURES MFX

- same as MF200 Plus
- Thermocouple J
- Field replaceable

OPTIONS MFX

- same as MF200 Plus
- Temperature Sensors
- Thermocouple K
- Pt100 RTD sensor
- SIL2 - Remote+Local Zero (4-20mA)

SPECIFICATIONS

MECHANICAL

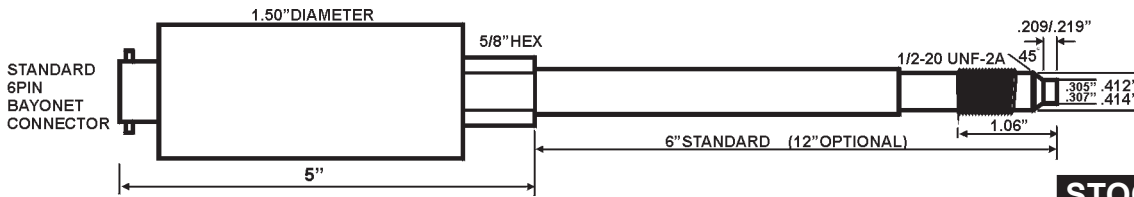
- Ranges: 0-300 to 0-30,000psi
- Max Error: 0.5% of Full Scale
- Repeatability: +/-0.2%
- Overload Capab: 2x Full Scale
- Mount Torque: 150in-500 in-lbs

TEMPERATURE

- Max Diaph. Temp: 660°F(350°C)
- Zero Shift of Diaph.: 30psi/100°F
- Zero Shift of Elect.: 1%/100°F
- Max Housing Temp: 250°F(120°C)

ELECTRICAL

- Measuring Sensor: 350ohm Wheatstone Bridge
- Internal Shunt Cal(2.5 or 3.3mV/V): 80% of FS
- Zero&Span Adjust(0-5/10V or 4-20mA): +/-0.15% FS
- Excitation: 2.5 or 3.3mV/V(7-12V recommend10V)
- 0-10V(14-36V) 0-5V(11-36V)
- 4-20mA(14-36V)

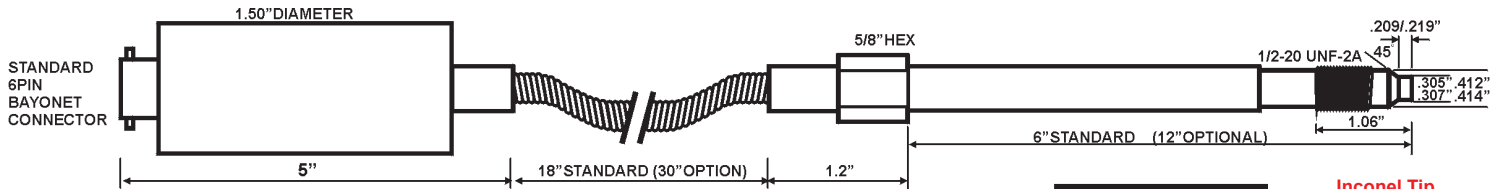


ORDER CODE

- MF1 X X - P XX X X X X**
- 0 - 6"stem
 - 1 - 3.3mV/V
 - 1 - Psi x 1000
 - M - Psi x 1000
 - S - 6pin Bayonet
 - S - Standard Inconel
 - - 1/2"-20UNF
 - A - 3"stem
 - 2 - 2.5mV/V
 - 1.5 - Bar x 100
 - B - Bar x 100
 - G - 6pin Screw
 - C - Chromium Nitride
 - M18 - M18x1.5
 - 8 - 8"stem
 - 4 - 4-20mA
 - 2 - MPa
 - P - MPa
 - 8 - 8pin Screw
 - T - (TiN)Titanium Nitride
 - M10 - M10x1.0
 - 9 - 9"stem
 - 5 - 0-5VDC
 - 3 - kg/cm2
 - K - kg/cm2
 - N - 1/2"NPT+
 - I - Inconel Tip+Threads
 - .25 - 0.25% Accuracy
 - 1 - 12"stem
 - 6 - 1-5VDC
 - 5
 - 36"Teflon
 - H -Hastelloy Tip+Threads
 - E - Epoxy Fill
 - 7 - 0-10VDC
 - 7
 - 5-pin (china standard)
 - D - (TiAlN) Titanium Aluminium Nitride
 - W - Tig Welded Can with Epoxy Fill
 - 3V - Volt Out(3wire)
 - SIL2 - Remote+Local Zero (4-20mA)
 - 10 20
 - 20,000

STOCK LIST Inconel Tip All Outputs & Connectors	
PSI	STEM
1000	6"
1500	6"
3000	6", 12"
5000	6", 12"
7500	6"
10,000	6", 12"
15,000	6"
20,000	6"

MF200 MERCURY FREE - RIGID STEM + FLEX

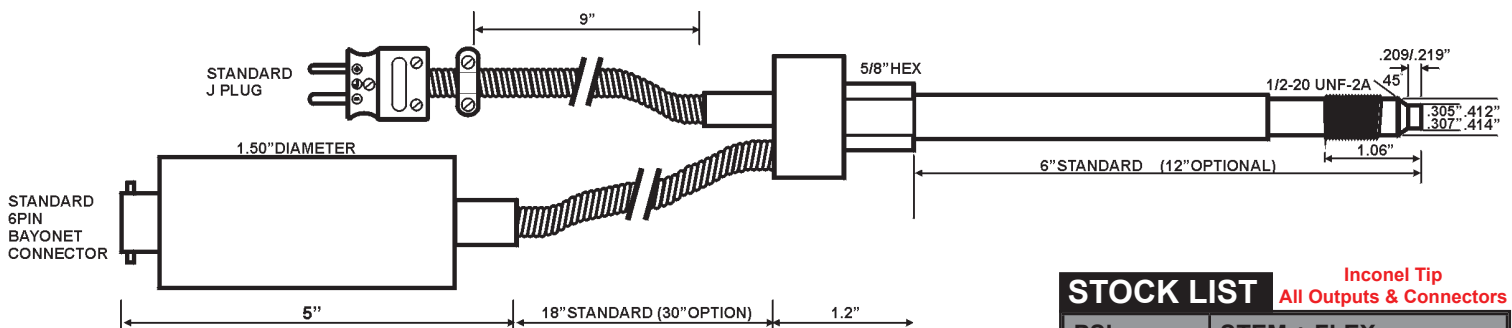


ORDER CODE

- MF2 X X - P XX X X X X**
- 0 - 6"stem+18"Flex
 - 1 - 3.3mV/V
 - 1 - Psi x 1000
 - M - Psi x 1000
 - S - 6pin Bayonet
 - S - Standard Inconel
 - - 1/2"-20UNF
 - 1 - 12"stem+18"Flex
 - 2 - 2.5mV/V
 - 1.5 - Bar x 100
 - B - Bar x 100
 - G - 6pin Screw
 - C - Chromium Nitride
 - M18 - M18x1.5
 - 3 - 6"stem+30"Flex
 - 4 - 4-20mA
 - 2 - MPa
 - P - MPa
 - 8 - 8pin Screw
 - T - (TiN)Titanium Nitride
 - M10 - M10x1.0
 - 4 - 12"stem+30"Flex
 - 5 - 0-5VDC
 - 3 - kg/cm2
 - K - kg/cm2
 - N - 1/2"NPT+
 - I - Inconel Tip+Threads
 - .25 - 0.25% Accuracy
 - 8 - 8"stem+18"Flex
 - 6 - 1-5VDC
 - 5
 - 36"Teflon
 - H -Hastelloy Tip+Threads
 - E - Epoxy Fill
 - 9 - 9"stem+18"Flex
 - 7 - 0-10VDC
 - 7
 - 5-pin (china standard)
 - D - (TiAlN) Titanium Aluminium Nitride
 - W - Tig Welded Can with Epoxy Fill
 - 3V - Volt Out(3wire)
 - SIL2 - Remote+Local Zero (4-20mA)
 - A -3"stem+18"Flex
 - E - 4-20mA
 - 7.5 15
 - 10 20
 - 20,000

STOCK LIST Inconel Tip All Outputs & Connectors	
PSI	STEM + FLEX
500, 750	6"+18" (only 4-20mA, 0-10VDC)
1000, 1500	6"+18"
3000	6"+18"
5000	6"+18", 6+30, 12+18
7500	6"+18"
10,000	6"+18", 6+30, 12+18
15,000	6"+18"
20,000	6"+18"

MFX MERCURY FREE - PRESSURE + TEMPERATURE



ORDER CODE

- MF X X - P XX X X X X**
- J - T/c J
 - 0 - 6"stem+18"Flex
 - 1 - 3.3mV/V
 - 1 - Psi x 1000
 - M - Psi x 1000
 - S - 6pin Bayonet
 - S - Standard Inconel
 - M18 - M18x1.5
 - K - T/c K
 - 1 - 12"stem+18"Flex
 - 2 - 2.5mV/V
 - 1.5 - Bar x 100
 - B - Bar x 100
 - G - 6pin Screw
 - C - Chromium Nitride
 - M10 - M10x1.0
 - P - PT100
 - 3 - 6"stem+30"Flex
 - 4 - 4-20mA
 - 2 - MPa
 - P - MPa
 - 8 - 8pin Screw
 - T - (TiN)Titanium Nitride
 - .25 - 0.25% Accur.
 - 4 - 12"stem+30"Flex
 - 5 - 0-5VDC
 - 3 - kg/cm2
 - K - kg/cm2
 - N - 1/2"NPT+
 - I - Inconel Tip+Threads
 - E - Epoxy Fill
 - 8 - 8"stem+18"Flex
 - 6 - 1-5VDC
 - 5
 - 36"Teflon
 - H -Hastelloy Tip+Threads
 - W - Tig Welded Can with Epoxy Fill
 - 9 - 9"stem+18"Flex
 - 7 - 0-10VDC
 - 7
 - 5-pin (china standard)
 - D - (TiAlN) Titanium Aluminium Nitride
 - 3V - Volt Out(3wire)
 - SIL2 - Remote+Local Zero (4-20mA)
 - A -3"stem+18"Flex
 - E - 4-20mA
 - 7.5 15
 - 10 20
 - 20,000

STOCK LIST Inconel Tip All Outputs & Connectors	
PSI	STEM + FLEX
500, 750	6"+18" (only 4-20mA, 0-10VDC)
1000, 5000	6"+18"
3000	6"+18"
5000	6"+18", 6+30, 12+18
7500	6"+18"
10,000	6"+18", 12+18
15,000	6"+18"
20,000	6"+18"

MN100 SERIES



MN100 SERIES

28" flexible capillary with stainless armour coating. This provides thermal isolation and installation flexibility in space restricted areas.

FEATURES MN100


Fluid filled system
 Standard 3.33mV/V
 6pin Bayonet Connector
 28" Flex Hose
 0.5% combined error
 80% Output Calibration
 Interchangeable with all Competitor's models
 750°F (400°C) Rating
 Ranges from
 0-300 to 0-30,000psi
 INCONEL Diaphragm

OPTIONS MN100

OUTPUT OPTIONS
 2.5mV/V 4-20mA
 0-5VDC 0-10VDC
CONNECTOR OPTIONS
 8pin 6pin-CANNON
DIAPHRAGM OPTIONS
 Hastelloy
 Diamond Particulate
 Titanium Nitride
FILL OPTIONS
 Merc Free (660°F)
 NaK (1000°F)
 Option "E" - Epoxy filled can
 Option "W" - Tig Welded Can with Epoxy Fill
SIL2 - Remote+Local Zero (4-20mA)



MN200 SERIES



MN200 SERIES

10" Bare Capillary + 18" flexible capillary with stainless armour coating. This provides thermal isolation and installation flexibility in space restricted areas.

FEATURES MN200

Fluid filled system
 Standard 3.33mV/V
 6pin Bayonet Connector
 10" 0.06" Dia Capillary
 18" Flex Hose
 0.5% combined error
 80% Output Calibration
 Interchangeable with all Competitor's models
 750°F (400°C) Rating
 Ranges from
 0-300 to 0-30,000psi
 INCONEL Diaphragm

OPTIONS MN200

OUTPUT OPTIONS
 2.5mV/V 4-20mA
 0-5VDC 0-10VDC
CONNECTOR OPTIONS
 8pin 6pin-CANNON
DIAPHRAGM OPTIONS
 Hastelloy
 Diamond Particulate
 Titanium Nitride
FILL OPTIONS
 Merc Free (660°F)
 NaK (1000°F)
 Option "E" - Epoxy filled can
 Option "W" - Tig Welded Can with Epoxy Fill
SIL2 - Remote+Local Zero (4-20mA)



SPECIFICATIONS

MECHANICAL

Ranges(mV/V): 0-300 to 0-30,000psi
 Ranges(mA or V): 0-300 to 0-30,000psi
 Max Error: 0.5% of Full Scale
 Repeatability: +/-0.2%
 Overload Capab: 2x Full Scale
 Mount Torque: 150in-500 in-lbs

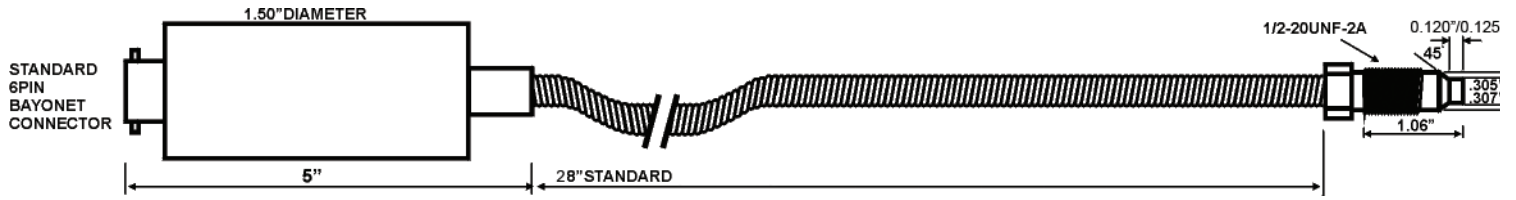
TEMPERATURE

Max Diaph. Temp: 750°F(400°C)
 Zero Shift of Diaph.: 15psi/100°F
 Zero Shift of Elect.: 1%/100°F
 Max Housing Temp: 250°F(120°C)

ELECTRICAL

Measuring Sensor: 350ohm Wheatstone Bridge
 Internal Shunt Cal(2.5 or 3.3mV/V): 80% of FS
 Zero&Span Adjust(0-5/10V or 4-20mA): +/-0.15% FS
 Excitation: 2.5 or 3.3mV/V(7-12V recommend10V)
 0-10V(14-36V) 0-5V(11-36V)
 4-20mA(14-36V)

MN100 - TRANSDUCERS / TRANSMITTERS - NARROW SPACE

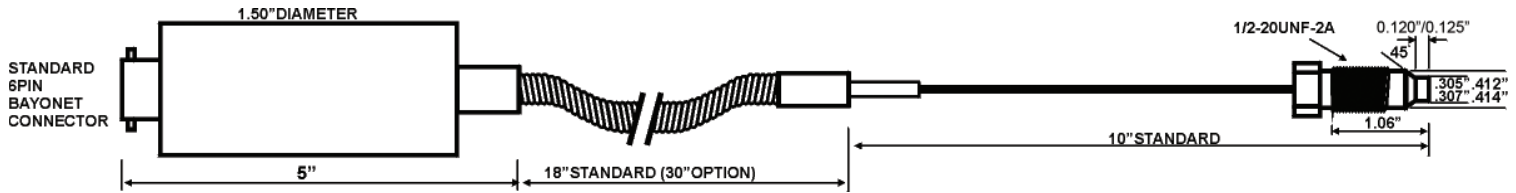


ORDER CODE

- MN1 X** **X** - P XX **X** **X** **X** **X**
- 0** - 28"flex **1** - 3.3mV/V **1** **M** - Psi x 1000 **S** - 6pin Bayonet **S** - Standard Inconel
 - 1** - 60"flex **2** - 2.5mV/V **1.5** **B** - Bar x 100 **G** - 6pin Screw **C** - Chromium Nitride
 - 4** - 4-20mA **3** **P** - MPa **8** - 8pin Screw **T** - Titanium Nitride
 - 5** - 0-5VDC **5** **K** - kg/cm2 **N** - 1/2"NPT+36"Teflon **I** - Inconel Tip + Threads
 - 6** - 1-5VDC **7.5** **15** **H** - Hastelloy
 - 7** - 0-10VDC **10** **20** **D** - Diamond Particulate
 - E** - 4-20mA (4wire)
- X** - 1/2"-20UNF
M18 - M18x1.5
M10 - M10x1.0
.25 - 0.25% Accuracy
F - Mercury Free Fill
K - NaK Fill
E - Epoxy Fill
W - Tig Welded Can with Epoxy Fill
3V - Voltage Output (3 wire)
SIL2 - Remote+Local Zero (4-20mA)

STOCK LIST		Inconel Tip All Outputs & Connectors
PSI	FLEX ARMOUR	
5,000	28"	
10,00	28"	
20,000	28"	
30,000	28"	

MN200 - TRANSDUCERS / TRANSMITTERS - NARROW SPACE

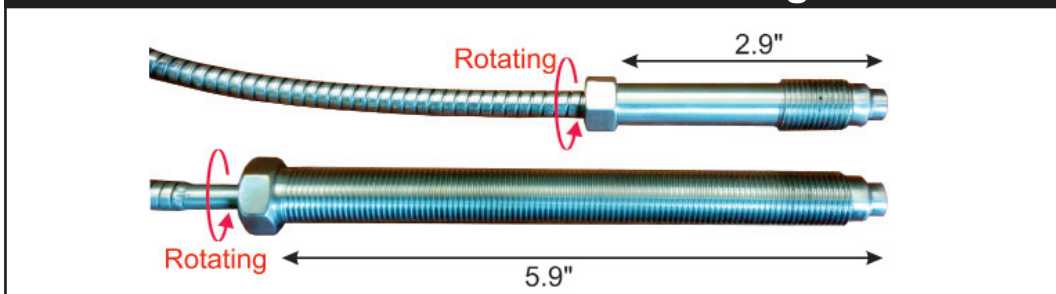


ORDER CODE

- MN2 X** **X** - P XX **X** **X** **X** **X**
- 0** - 10"cap+18"Flex **1** - 3.3mV/V **1** **M** - Psi x 1000 **S** - 6pin Bayonet **S** - Standard Inconel
 - 3** - 10"cap+30"Flex **2** - 2.5mV/V **1.5** **B** - Bar x 100 **G** - 6pin Screw **C** - Chromium Nitride
 - 4** - 4-20mA **3** **P** - MPa **8** - 8pin Screw **T** - Titanium Nitride
 - 5** - 0-5VDC **5** **K** - kg/cm2 **N** - 1/2"NPT+36"Teflon **I** - Inconel Tip + Threads
 - 6** - 1-5VDC **7.5** **15** **H** - Hastelloy
 - 7** - 0-10VDC **10** **20** **D** - Diamond Particulate
 - E** - 4-20mA (4wire)
- X** - 1/2"-20UNF
M18 - M18x1.5
M10 - M10x1.0
.25 - 0.25% Accuracy
F - Mercury Free Fill
K - NaK Fill
E - Epoxy Fill
W - Tig Welded Can with Epoxy Fill
3V - Voltage Output (3 wire)
SIL2 - Remote+Local Zero (4-20mA)

STOCK LIST		Inconel Tip All Outputs & Connectors
PSI	CAPILLARY + HOSE	
750	10"+18"	
1500	10"+18"	
3000	10"+18"	
5,000	10"+18"	
10,000	10"+18"	
20,000	10"+18"	
30,000	10"+18"	

OPTION: RS3" & RS6" - Rotating Stem



GENTRAN REPLACEMENTS (No Wiring Changes)



ORDER CODE
Transducers

Melt Pressure Transducer Model		Barrel Length		Thermocouple Type		Diaphragm Material		Wiring Options		"Z" Options		Pressure Range**	
MK72 (0.25%)	6	6 inch "A" Length	J	"J" Type	None	17-4 PH SST	None	Standard 6-pin Cannon Connector	None	Standard Unit	5C	0-500*	
MK76 (0.5%)	12	12 inch "A" Length	K	"K" Type	C	Hard Chrome	D6	Bendix 6-pin Connector	Z1	18" Integral Flexible Armored Cable	1K	0-1,000*	
			T	"T" Type	H	Hastelloy C-276	D8	Bendix 8-pin connector	Z2	24" Integral Flexible Armored Cable	1.5K	0-1,500	
			R	"RTD" Type	I	Inconel 718			Z3	30" Integral Flexible Armored Cable	3K	0-3,000	
					N	Titanium Nitride- TiN					5K	0-5,000	
					NN	Double Coated TiN					7.5K	0-7,500	
											10K	0-10,000	
											15K	0-15,000	
											20K	0-20,000*	
											350 BAR	0-350 BAR	
											700 BAR	0-700 BAR	
											1400 BAR	0-1400 BAR	
											500 KG	0-500 Kg/cm ²	
											700 KG	0-700 Kg/cm ²	

***Consult factory for other replacement models**

Model	Accuracy		Thermocouple		Diaphragm		Other Options		Pressure Range (PSI)	
MK75 (3.5"STEM)	None	+/-1.0%	J	"J" Type	None	17-4PH S/S	None	6pin Gentrans	5C	0-500
	A	+/-0.5%	K	"K" Type	C	Hard Chrome	D6	6pin Dynisco	1K	0-1000
					I	Inconel 718			1.5K	0-1500
					N	Titanium Nitride	D8	8pin Dynisco	3K	0-3000
									5K	0-5000
									10K	0-10000
									15K	0-15000

SPECIFICATIONS - MK

MECHANICAL

Ranges: 0-1000 to 0-30,000psi
Max Error: 0.5% of Full Scale
Repeatability: +/-0.2%
Overload Capab: 2x Full Scale
Mount Torque: 150in-500 in-lbs


TEMPERATURE

Max Diaph. Temp: 750°F(400°C)
Zero Shift of Diaph.: 15psi/100°F
Zero Shift of Elect.: 1%/100°F
Max Housing Temp: 250°F(120°C)

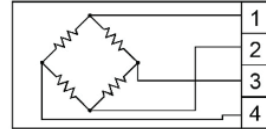
ELECTRICAL

Measuring Sensor: 350ohm Wheatstone Bridge
Output: nominal 3mV/V
Internal Shunt Cal: +/-0.2%
Zero Balance: +/-0.5% of Full Scale
Excitation: 7-12VDC (recommend 10VDC)

GT72 / GT76 (Standard Wiring)




Schematic and Pin Connections (Standard)*



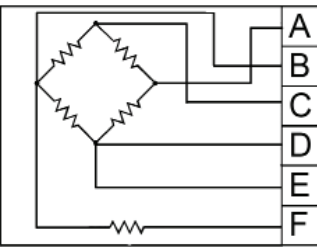

- CABLE**
 Green
 White
 Black
 Red

Thermocouple (Optional)



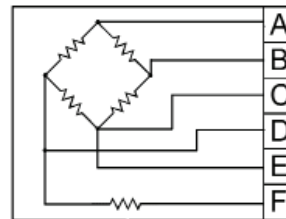
- White
 Red

D6 - 6pin Dynisco



- CABLE**
 Red
 Black
 White
 Green
 Blue
 Brown

D8 - 8pin Dynisco



- CABLE**
 White
 Red
 Green
 Black
 Blue
 Brown

Thermocouple (Optional)



- White (J) Yellow (K)
 Red

ORDER CODE :Cables

MP-CAB-72		04	02	-10		
Cable Type	Thermocouple Type	Connector Type		Cable Length*		
MP-CAB-72 (Teflon + F/G sleeving)	04 No Thermocouple	02	Gentran	10	10 Feet	
	64 "J" Type	11	Bendix 8-pin (D8)	20	20 Feet	
MP-CAB-75 (Teflon + S/S Armour)	74 "K" Type	13	Bendix 6-pin (D6)	40	40 Feet	
	94 "T" Type			Custom lengths available		
	84 "RTD" Type					

GENTRAN INDICATOR REPLACEMENTS



- GT409
 GT434
 GT435
 GT439




Replace with →




*Consult factory for replacement models


JR & JRR - Fully Threaded Stem




Special Threads



Custom Connectors



MP1M - Compact Series



STOCK LIST

PSI	STEM
5,000	3.5"
10,000	3.5"

STANDARD FEATURES

350ohm STRAIN GAUGE - 3.3mV/V
80%OUTPUT CAL
INTERCHANGEABLE WITH
COMPETITORS MODELS
0-1000psi + 0-30,000psi RANGES
0.5%ACCURACY
6pin BAYONET CONNECTOR
750°F(400°C) MERCURY FILL

INCONEL TIP

OPTIONS

CONNECTOR - 6pin or 8pin Screw
NaK- MERCURY FREE FILL

ORDER CODE

MP1M **X** - **P** **XX** **X** **X** **X**

1 - 3.3mV/V 1 M - Psi x 1000 S - 6pin Bayonet S - Standard Inconel - - Standard

2 - 2.5mV/V 1.5 B - Bar x 100 G - 6pin Screw C - Chromium Nitride F - Mercury Free

3 P - MPa 8 - 8pin Screw T - Titanium Nitride

5 I - Inconel Tip + Threads

7.5 15 H - Hastelloy

10 20 D - Diamond Particulite

SPECIFICATIONS - MP1M

MECHANICAL

Ranges: 0-1000 to 0-30,000psi
Max Error: 0.5% of Full Scale
Repeatability: +/-0.2%
Overload Capab: 2x Full Scale
Mount Torque: 150in-500 in-lbs

TEMPERATURE

Max Diaph. Temp: 750°F(400°C)
Zero Shift of Diaph.: 15psi/100°F
Zero Shift of Elect.: 1%/100°F
Max Housing Temp: 250°F(120°C)

ELECTRICAL

Measuring Sensor: 350ohm Wheatstone Bridge
Element Resistance: +/-1% of Full Scale
Internal Shunt Cal: +/-0.2%
Zero Balance: +/-0.5% of Full Scale
Excitation: 7-12VDC (recommend 10VDC)

SIL2 - 4-20mA c/w Remote + Local Zero

(available on Models : MT, MK, MF, MN)

LOCAL ZERO - ZERO POT



4-20mA c/w SIL2 option

SIL2 Transmitters have the added feature compared to standard Transmitters as they can be rezeroed in two ways; remotely via PLC by shorting the RZERO (F-Orange) and the RCAL (D-Green), or manually via the zero potentiometer.

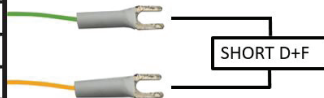
SIL2 feature is available as an add-on for the following models: MT, MK, MF, MN

Transmitters are SIL2(Safety Integrity Level 2) compatible

REMOTE ZERO - CONTACT CLOSURE

4-20mA (SIL2 Option)

PIN	4-20mA (2wire)
A (red)	SIGNAL (+)
B (black)	SIGNAL (-)
C (white)	n/a
D (green)	REZERO (+)
E (blue)	RCAL (+)
F (orange)	REZERO(-) / RCAL(-)



STANDARD FEATURES

- 0.5% / 0.25% Accuracy
- 4-20mA Output
- 0-500 to 0-20000psi Ranges
- 80% Shiunt Calibration
- SIL2 - Safety Integrity Level 2 - Compatibility

PUSHBUTTON - 4-20mA c/w Local Zero

(available on Models : MT, MK, MF, MN)

LOCAL ZERO - PUSHBUTTON



4-20mA c/w PUSHBUTTON option

PUSHBUTTON Transmitters have the added feature compared to standard Transmitters as they can be rezeroed locally via the pushbutton.

PUSHBUTTON feature is available as an add-on for the following models: MT, MK, MF, MN

PUSHBUTTON WIRING

4-20mA (PUSHBUTTON)

PIN	4-20mA (2wire)
A (red)	SIGNAL (+)
B (black)	SIGNAL (-)
C (white)	n/a
D (green)	PUSHBUTTON
E (blue)	RCAL (+)
F (orange)	RCAL(-)

STANDARD FEATURES

- 0.5% / 0.25% Accuracy
- 4-20mA Output
- 0-500 to 0-20000psi Ranges
- 80% Shiunt Calibration

CONNECTORS & CABLES - TRANSDUCER / TRANSMITTERS

MPI manufactures melt pressure transducer and transmitter cables that are suitable for connecting melt pressure sensors to digital indicators or PLCs. Our cables are compatible with all competitors' products, and consist of a mating transducer/transmitter connector paired with a shielded 6-conductor cable with stripped leads. All cables are fully tested to ensure the utmost reliability.



Available connector options include PC06A-10-6S (or equivalent), PC06A-12-8S (or equivalent), or, for Gentran replacement applications, Cannon WK6-21C-5/16 (or equivalent).

All cables are compatible with **Dynisco, GP50, Gefran or Gentran** transducers / transmitters.

Cable material options : **PVC (212°F/100°C)**
 (all shielded and stranded) **Teflon (390°F/200°C),**
Teflon (390°F/200°C) + S/S braid or S/S armor

Optional features: **Epoxy filled connectors (for added durability),**
Teflon cover + epoxy filled connectors (for waterproof applications)

100% factory tested

6 PIN BAYONET



MP-6B (PC06A-10-6S(SR) equiv)



MP-6BB (PT02A-10-6P equiv)



MP-6BB-C (connects to MP-6B)

6 PIN BAYONET (Reverse)



MP-6BB-R **MP-6B-R**

8 PIN THREADED



MP-8S (PC06A-12-8S (SR) equiv)



MP-8SB (PC02E-12-8P equiv)

8 PIN THREADED (Reverse)



MP-8SB-R **MP-8S-R**

6 PIN THREADED



MP-6S (WK6-21C-5/16 equiv)



MP-6SB (WK6-32S equiv)

MOUNTING BRACKET



PART# MP-MOUNTB
 Used to secure the electronic housing for all Flex Stem Transducers and Gauges

CONNECTORS & CABLES - TRANSDUCER / TRANSMITTERS

ORDER CODE

MP - CAB - Connector - Material - Protection - Length - Option

6B - 6pin Bayonet
6S - 6pin Screw
8S - 8pin Screw

P - 105°C PVC
T - 200°C Teflon

N - None
B - 304SS Braid
H - 304SS Armour

12 - 12ft (3.7m)
25 - 25ft (7.7m)
50 - 50ft (15m)

E - Epoxy Sealed

End Connector
6B - Connector
6BB-C -Connector

STOCK CABLES - 6pin Bayonet



Part#	Connector	Cable	Protection
MP-CAB-6B-PN12	6pin Bayonet (MP-6B)	12FT PVC	None
MP-CAB-6B-PN25	6pin Bayonet (MP-6B)	25FT PVC	None
MP-CAB-6B-PN50	6pin Bayonet (MP-6B)	50FT PVC	None

Part#	Connector	Cable	Protection
MP-CAB-6B-TN12	6pin Bayonet (MP-6B)	12FT Teflon	None
MP-CAB-6B-TN25	6pin Bayonet (MP-6B)	25FT Teflon	None
MP-CAB-6B-TN50	6pin Bayonet (MP-6B)	50FT Teflon	None

Part#	Connector	Cable	Protection
MP-CAB-6B-TB12	6pin Bayonet (MP-6B)	12FT Teflon	SS Braid
MP-CAB-6B-TB25	6pin Bayonet (MP-6B)	25FT Teflon	SS Braid
MP-CAB-6B-TB50	6pin Bayonet (MP-6B)	50FT Teflon	SS Braid

Part#	Connector	Cable	Protection
MP-CAB-6B-TH12	6pin Bayonet (MP-6B)	12FT Teflon	SS Armour
MP-CAB-6B-TH25	6pin Bayonet (MP-6B)	25FT Teflon	SS Armour
MP-CAB-6B-TH50	6pin Bayonet (MP-6B)	50FT Teflon	SS Armour

STOCK CABLES - 8pin



Part#	Connector	Cable	Protection
MP-CAB-8S-PN12	8pin (MP-8S)	12FT PVC	None
MP-CAB-8S-PN25	8pin (MP-8S)	25FT PVC	None
MP-CAB-8S-PN50	8pin (MP-8S)	50FT PVC	None


Part#	Connector	Cable	Protection
MP-CAB-8S-TN12	8pin (MP-8S)	12FT Teflon	None
MP-CAB-8S-TN25	8pin (MP-8S)	25FT Teflon	None
MP-CAB-8S-TN50	8pin (MP-8S)	50FT Teflon	None

Part#	Connector	Cable	Protection
MP-CAB-8S-TB12	8pin (MP-8S)	12FT Teflon	SS Braid
MP-CAB-8S-TB25	8pin (MP-8S)	25FT Teflon	SS Braid
MP-CAB-8S-TB50	8pin (MP-8S)	50FT Teflon	SS Braid

Part#	Connector	Cable	Protection
MP-CAB-8S-TH12	8pin (MP-8S)	12FT Teflon	SS Armour
MP-CAB-8S-TH25	8pin (MP-8S)	25FT Teflon	SS Armour
MP-CAB-8S-TH50	8pin (MP-8S)	50FT Teflon	SS Armour

CONNECTORS & CABLES - THERMOCOUPLE / RTD CABLES

MPI manufactures temperature sensor cables that are suitable for connecting temperature sensors to digital indicators or PLCs. Our cables are compatible with all competitors' products, and consist of a mating temperature sensor connector paired with a cable with stripped leads or connectors. All cables are fully tested to ensure the utmost reliability.

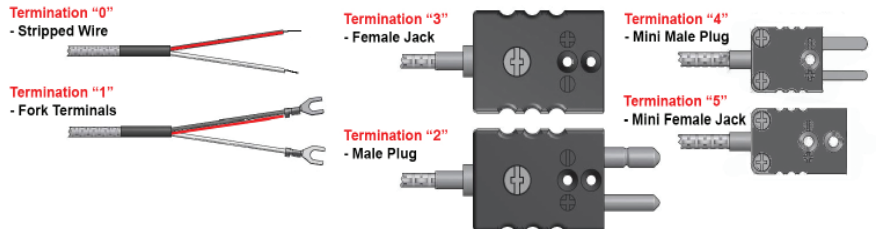


Available sensor types options include Thermocouple J/K and PT100 RTD sensor.

ORDER CODE

A900 - Type	- Length	- Wire	- Term 1	- Term 2
J - Thermocouple J	144 - 12ft (3.7m)	P - 105°C PVC	1 - Fork Terminal	1 - Fork Terminal
K - Thermocouple K	300 - 25ft (7.7m)	T - 200°C Teflon	2 - Male Plug	2 - Male Plug
RTD - PT100 Sensor	600 - 50ft (15m)	B - 450°C Fiberglass + S/S Braid	3 - Female Jack	3 - Female Jack

Terminations:



STOCK CABLES - THERMOCOUPLE / RTD

Thermocouple J
PVC
212°F (100°C)

Part#	Connector 1	Cable	Connector 2
A900J-144-P-3-1	Standard Female Jack	12FT PVC	Fork Term
A900J-300-P-3-1	Standard Female Jack	25FT PVC	Fork Term
A900J-600-P-3-1	Standard Female Jack	50FT PVC	Fork Term

Thermocouple J
Fiberglass/SS-braid
900°F (450°C)

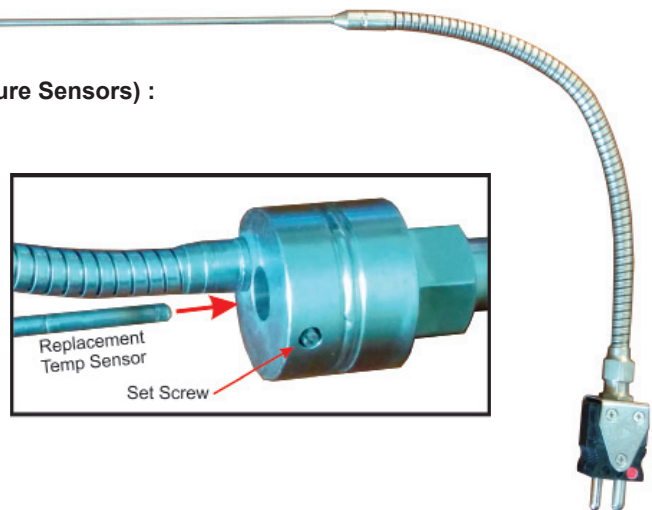
Part#	Connector	Cable	Connector 2
A900J-144-B-3-1	Standard Female Jack	12FT FiberGlass/SS-braid	Fork Term
A900J-300-B-3-1	Standard Female Jack	12FT FiberGlass/SS-braid	Fork Term
A900J-600-B-3-1	Standard Female Jack	12FT FiberGlass/SS-braid	Fork Term

MPX - Replacement Temperature Sensors

REPLACEMENT TEMPERATURE SENSORS

(for all Melt Pressure Transducers / Transmitters with Temperature Sensors) :

6" , 9" , 12" Stem Length (or Custom Stem Length)



ORDER CODE

Mode	- Stem Length	- Type	- Lead Length
MPJ (Replacement Temp Sensor)	6" - 6"Stem 9" - 9"Stem 12" - 12"Stem Custom	TCJ - T/C J TCK - T/C K PT100 - PT100 RTD	- - 8"Armour + Plug 12" - 12"Armour + Plug 24" - 24"Armour + Plug 48" - 48"Armour + Plug 72" - 72"Armour + Plug Custom

MOUNTING HOLE DRILL KITS



MPI melt pressure transducer and transmitter mounting hole drill kits are used to make the highly precise holes that are required for proper pressure sensor and extruder rupture disk operation. Our drilling kits include tools for tip hole drilling, 45° seat surface, and thread tapping.

STOCK LIST - DRILL KITS	
MODEL	THREAD
MP-DRILL-1/2	1/2"-20 UNF
MP-DRILL-5/8	5/8"-11 UNC
MP-DRILL-3/4	3/4"-16 UNF
MP-DRILL-M18	M18x1.5
MP-DRILL-M14	M14x1.5

MOUNTING HOLE CLEANING KITS




MPI melt pressure transducer/transmitter mounting hole cleaning kits are used to clean plastic residue from dirty or plugged holes before installing pressure sensors or extruder rupture disks. Hardened plastic residue is one of the leading causes of failures of melt pressure sensors or extruder rupture disks. The hardened plastic residue can damage the fragile diaphragm on the tip of the pressure sensors and extruder rupture disks, and can make them ineffective.

Cleaning kits include tools for tip hole cleaning, 45° seat surface, and thread cleaning. Please note that the cleaning should be performed when the polymer is molten, with zero pressure in the system.

STOCK LIST - DRILL KITS	
MODEL	THREAD
MP-CLEAN-1/2	1/2"-20 UNF
MP-CLEAN-5/8	5/8"-11 UNC
MP-CLEAN-3/4	3/4"-16 UNF
MP-CLEAN-M18	M18x1.5
MP-CLEAN-M14	M14x1.5

THREAD ADAPTORS (to 1/2"-20UNF)



MPI - THREAD ADAPTORS can be used as an emergency replacement to convert a stock 1/2"-20UNF transducer or transmitter to fit other non-stock pressure ports.

THREAD ADAPTORS (Standard)		
MODEL	MALE THREAD	FEMALE THREAD
MP-AD-M18-1/2"UNF	M18x1.5	1/2"-20 UNF
MP-AD-M20-1/2"UNF	M20x1.5	1/2"-20 UNF
MP-AD-1/2"NPT-1/2"UNF	1/2"NPT	1/2"-20 UNF
MP-AD-3/8"NPT-1/2"UNF	3/8"NPT	1/2"-20 UNF
MP-AD-3/4"NPT-1/2"UNF	3/4"NPT	1/2"-20 UNF

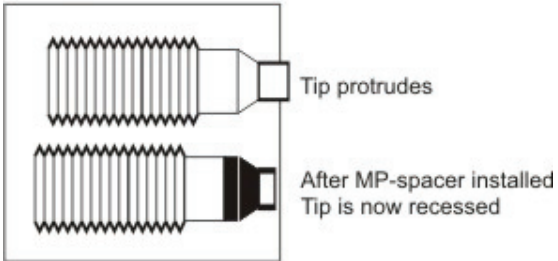
TRANSDUCER / RUPTURE DISK - TIP SPACERS

MPI melt pressure transducer/transmitter tip spacers are often used on old extruder barrels where sensor tips are protruding into the melt stream. Transducer tips should be recessed from the inner extruder barrel wall by approximately 0.010"-0.020" to prevent excessive wear and early failure of transducer diaphragms. Our tip spacers essentially push the diaphragm back from the inner wall, as shown in the diagram.

Compatible with Dynisco, Gefran, GP50, and other melt pressure transducers and transmitters

Available in thicknesses from 0.020" to 0.093"


Material options: copper, brass, stainless steel



STOCK LIST - TIP SPACER - 1/2"-20UNF			
THICKNESS	Copper	Brass	316 S/S
0.025" (0.64mm)	MP-SPACER-025	MP-SPACER-B-025	
0.032" (0.81mm)	MP-SPACER-032	MP-SPACER-B-032	
0.045" (1.14mm)	MP-SPACER-045	MP-SPACER-B-045	MP-SPACER-S-045
0.063" (1.60mm)	MP-SPACER-063	MP-SPACER-B-063	MP-SPACER-S-063
0.080" (2.03mm)	MP-SPACER-080		
0.090" (2.29mm)	MP-SPACER-090		

STOCK LIST - TIP SPACER - 5/8"-11UNC + 3/4"-16UNF			
THICKNESS	*COPPER*	5/8"-11 UNC	3/4"-16 UNF
0.032" (0.81mm)	Copper	MP-SPACER5-032	MP-SPACER3-032
0.045" (1.14mm)	Copper	MP-SPACER5-045	MP-SPACER3-045
0.063" (1.60mm)	Copper	MP-SPACER5-063	MP-SPACER3-063
0.090" (2.29mm)	Copper	MP-SPACER5-090	MP-SPACER3-090

TRANSDUCER HOLE PLUGS

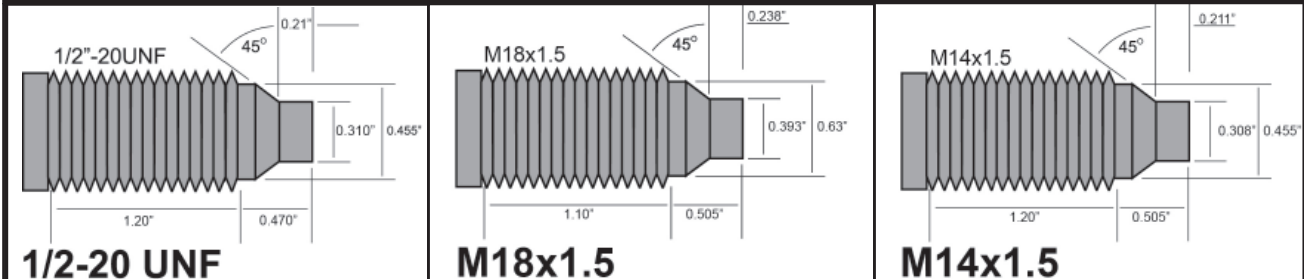


MPI Transducer hole plugs can be used to close a transducer pressure port that is no longer required.

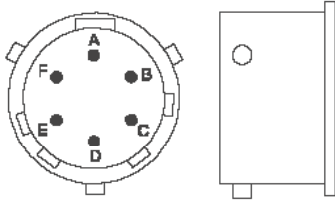

Material - 304SS

STOCK - HOLE PLUGS			
LENGTH	1/2"-20 UNF	M18x1.5	M18x1.5
1.82" - SLOT	MP-PLUG-2	MP-PLUG-M18-2	MP-PLUG-M14-2
3" + HEX	MP-PLUG-3	MP-PLUG-M18-3	MP-PLUG-M14-3
6" + HEX	MP-PLUG-6	MP-PLUG-M18-6	MP-PLUG-M14-6

TIP DIMENSIONS

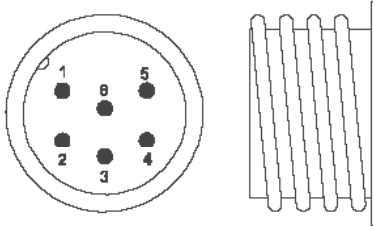


6B - (6 PIN BAYONET)



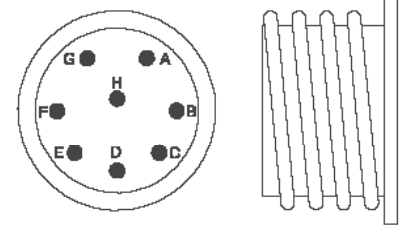

LEAD	COLOR	6 PIN
SIGNAL+	RED	A
SIGNAL-	BLACK	B
EXCITATION+	WHITE	C
EXCITATION-	GREEN	D
CALIBRATION	BLUE	E
CALIBRATION	ORANGE	F

6S - (6 PIN THREADED)



LEAD	COLOR	6 PIN
EXCITATION+	WHITE	1
EXCITATION-	GREEN	2
SIGNAL-	BLACK	3
SIGNAL+	RED	4
NOT USED		5
NOT USED		6

8S - (8 PIN THREADED)



LEAD	COLOR	8 PIN
EXCITATION+	WHITE	A
SIGNAL+	RED	B
EXCITATION-	GREEN	C
SIGNAL-	BLACK	D
CALIBRATION	BLUE	E
CALIBRATION	ORANGE	F
NOT USED		G
NOT USED		H

WIRING : MELT PRESSURE TRANSMITTERS (6B - 6 PIN)

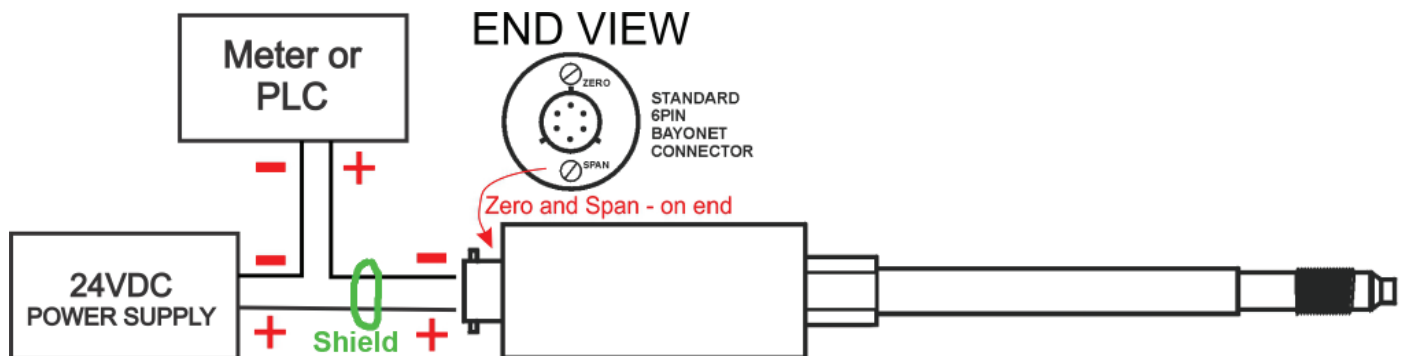
4-20mA

PIN	4-20mA (2wire)	4-20mA (4wire)
A (red)	SIGNAL (+)	SIGNAL (+)
B (black)	SIGNAL (-)	SIGNAL (-)
C (white)	n/a	EXCIT. (+)
D (green)	n/a	EXCIT. (-)
E (blue)	CAL 1	CAL 1
F (orange)	CAL 2	CAL 2

VOLTAGE

PIN	VOLTAGE(4wire)
A (red)	SIGNAL (+)
B (black)	SIGNAL (-)
C (white)	EXCIT. (+)
D (green)	EXCIT. (-)
E (blue)	CAL 1
F (orange)	CAL 2

Standard 4-20mA DC, 2 wire Transmitter Wiring



MELT PRESSURE TRANSDUCER - Installation Guidelines

1. HOLE LOCATION

The best position to mount the transducer is in front of the screw where the polymer is in a good molten state and shear stress is minimized.

For reclaimed extrusion lines, care must be taken that the transducer is situated far enough from hopper to ensure all pellets are melted. Partially melted pellets can damage the tip.

Transducer Housing should be installed such that it doesn't get beyond 150F.

Care must be taken if transducer is mounted on the top of extruder. Heat rises and will heat the housing. If you can touch the housing, it is probably fine. If necessary, flex armour style may be recommended to get housing away from heat.

2. DRILLING MOUNTING HOLE

Follow outlines in the DRILL KIT MANUAL. Some points to take care.

a. MOUNTED HOLES CONCENTRICITY:

The transducer tip must be mounted in the center of the hole (within 0.002").

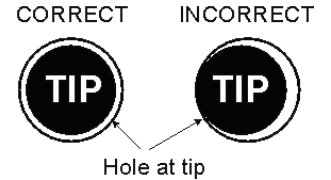
If the tip is not in the center, the transducer tip can be deformed during installation or removal.

This can increase the error, or even cause the tip to fail prematurely.

b. RECESSING OF THE TIP

The transducer tip should be installed within 0.08" to 0.1" of the interior of the extruder barrel. Any further, and this can create a cavity for polymers to collect, harden and then interfere with the pressure reading.

Some materials (such as nylons and polycarbonates) will actually shrink and pull the diaphragm towards to interior of the extruder. This sometimes causes the diaphragm to be ripped off. These materials should be recessed to approx 0.05".



MOUNTING HOLE DETAILS

	<table border="1"> <thead> <tr> <th colspan="4">FILL COMPARISON</th> </tr> <tr> <th>PARAMETER</th> <th>MERCURY</th> <th>NaK</th> <th>FDA OIL</th> </tr> </thead> <tbody> <tr> <td>Fill Material</td> <td>Mercury</td> <td>NaK</td> <td>FDA Oil</td> </tr> <tr> <td>Fill Classification</td> <td>Hazardous</td> <td>Non-Hazardous</td> <td>Non-Hazardous</td> </tr> <tr> <td>Max Tem</td> <td>800°F (400°C)</td> <td>1000°F (538°C)</td> <td>660°F (350°C)</td> </tr> <tr> <td>Suitable - Food / Medical</td> <td>No</td> <td>Yes</td> <td>Yes</td> </tr> <tr> <td>Temperature Drift</td> <td>15°F/100°F</td> <td>10°F/100°F</td> <td>30°F/100°F</td> </tr> </tbody> </table>	FILL COMPARISON				PARAMETER	MERCURY	NaK	FDA OIL	Fill Material	Mercury	NaK	FDA Oil	Fill Classification	Hazardous	Non-Hazardous	Non-Hazardous	Max Tem	800°F (400°C)	1000°F (538°C)	660°F (350°C)	Suitable - Food / Medical	No	Yes	Yes	Temperature Drift	15°F/100°F	10°F/100°F	30°F/100°F
FILL COMPARISON																													
PARAMETER	MERCURY	NaK	FDA OIL																										
Fill Material	Mercury	NaK	FDA Oil																										
Fill Classification	Hazardous	Non-Hazardous	Non-Hazardous																										
Max Tem	800°F (400°C)	1000°F (538°C)	660°F (350°C)																										
Suitable - Food / Medical	No	Yes	Yes																										
Temperature Drift	15°F/100°F	10°F/100°F	30°F/100°F																										

4. TRANSDUCER INSTALLATION

Use a high temp anti seize compound to make it easier to remove transducer later.

Mounting torque - 100-200inch/lbs (max 500inch/lbs)

Polymer must be in a molten state when transducer is installed.

5. ELECTRICAL HOOKUP

Avoid electrical noise interference from motors, heaters etc..

Grounding - It is important to ground the cable on the transducer, but DO NOT GROUND on the instrument side

Twisted Pairs - Reduces problems from induced currents.

6. PERFORM ZERO and SPAN CALIBRATION

Follow instrument guidelines.

PRESSURE CONVERTER				
psi	bar	Kg/cm2	kpa	Mpa
1	0.06895	0.070307	6.8948	0.0068948
14.504	1	1.0197	100	0.1
14.223	0.98066	1	98.066	0.098066
0.14504	0.01	0.010197	1	0.001
145.04	10	10.197	1000	1

MELT PRESSURE TRANSDUCER - Operational Guidelines

A. AVOID COLD STARTS

If the extruder is not heated up properly, the polymer can be in a solid state by the transducer.

If the extruder is then started, the diaphragm can be ripped off.

B. TRANSDUCER REMOVAL

The transducer should only be removed or replaced while the machine is at operating temperature and the polymer is in a liquid state. Removal of the transducer from a cold extruder may cause the polymer to adhere to the diaphragm, and pull off or damage the diaphragm. A transducer should never be installed into a mounting hole where there is solid polymer. If the diaphragm is forced against a solid, the transducer can easily be overloaded and left with a very high zero offset - too high to be rezeroed by the zero potentiometer on the instrument or even damage the tip altogether.

ALWAYS CLEAN and CHECK TIP RECESSION before reinserting transducer.

C. TIP CLEANING

If the transducer is removed from the barrel and it is still warm, the tip can be carefully cleaned with a clean soft cloth.

D. HOLE CLEANING

Mounting holes should always be cleaned prior to installation. Any burrs or hardened polymer material may cause the diaphragm to be damaged during installation.

As the inner extruder barrel wears, it can reduce the size of the transducer hole.

Cleaning kits are available from MPI for 1/2-20UNF and M18x1.5 transducer holes and this will help ensure hole is maintained at the right size..

E. CHECK TIP RECESSION BEFORE REINSERTING

As the extruder barrel wears, the transducer tip will get closer and closer to the inner barrel wall. If it is allowed to be flush with the extruder inner barrel wall, it will wear at the same rate as the inner wall. MPI recommends maintaining a minimum 0.02" recession. Copper shims can be made to push the tip away from inner wall.

F. KEEP TRANSDUCERS DRY

Do not allow oil or water to come in contact with transducer or cables.

DIAPHRAGM and THREAD OPTIONS - Comparison

Option Code	Description	Abrasion	Corrosion	Application
S	Inconel 718 Diaphragm - MPI standard	Excellent	Good	Most
I	Inconel 718 Diaphragm + Threads	Excellent	Good	Temp above 750F
H	Hastelloy® C-276 Tip + Threads	Fair	Excellent	PVC / Teflon processing
				Temp below 600F
T	TiN (Titanium Nitride) Coating	Excellent	Good	High Abrasion
C	CrN (Chromium Nitride)	Excellent	Good	High Abrasion
D	TiAlN (Titanium Aluminium Nitride)	Excellent	Excellent	Best Abrasion and Corrosion Resistance

MG100 & MG200 SERIES



MG100 - Rigid Stem



MG200 - Rigid Stem + Flex



MG1 XX P XX X - X - DIAPHRAGM - RETRANS - SPECIAL
 00 - 6"stem 5 M - Psi S - 90-260VAC S - Standard Inconel M - 4-20mA M18 - M18x1.5
 10 - 12"stem 10 (x 1000) D - 24VDC I - Inconel Tip+Threads 10 - 0-10VDC M10 - M10x1.0
 20 B - Bar H - Hastelloy Tip+Threads 5 - 0-5VDC K - NaK Fill
 3.5 (x 100) D - (TiAlN) Titanium Mercury-Free
 7.0 Aluminium Nitride

PART#	STEM	FLEX	PRESSURE
MG100-P5MSSM	6"		5000psi
MG110-P5MSSM	12"		5000psi
MG100-P10MSSM	6"		10000psi
MG110-P10MSSM	12"		10000psi

MG2 XX P XX X - X - DIAPHRAGM - RETRANS - SPECIAL
 00 - 6"stem + 30"Flex 5 M - Psi S - 90-260VAC S - Standard Inconel M - 4-20mA M18 - M18x1.5
 01 - 6"stem + 60"Flex 10 (x 1000) D - 24VDC I - Inconel Tip+Threads 10 - 0-10VDC M10 - M10x1.0
 10 - 12"stem + 30"Flex 20 B - Bar H - Hastelloy Tip+Threads 5 - 0-5VDC K - NaK Fill
 11 - 6"stem + 60"Flex 3.5 (x 100) D - (TiAlN) Titanium Mercury-Free
 7.0 Aluminium Nitride

PART#	STEM	FLEX	PRESSURE
MG200-P5MSSM	6"	30"	5000psi
MG200-P10MSSM	6"	30"	10000psi
MG201-P10MSSM	6"	60"	10000psi

FEATURES MG100/200

Complete Melt Pressure & Alarm System
 Large 5-Digit Digital Display (0.8"High)
 Alarm Relay (NO/NC 240VAC, 5A)
 LED Bar Graphs - Process & Set Value
 90-260VAC Power
 6"Stem
 30"Flex Hose (MG200)
 1% combined error
 750°F (400°C) Rating
 Ranges from 0-500 to 0-20,000psi
 Standard Diaphragm - INCONEL
 Process Value Retransmission (4-20mA)
 Standard Thread (1/2-20UNF)

OPTIONS MG100/200

Retransmission Options :
 0-5, 0-10VDC 0-20mA
 12"Stem
 60"Flex Hose (MG200)
 Optional Diaphragms
 Hastelloy, Titanium Nitride
 Incoloy Tip & Threads
 Threads (M18x1.5)
 Power 24V-AC/DC
MERCURY FREE

MGX SERIES



**MGX - Rigid Stem + Flex
c/w Thermocouple J**



MG X XX P XX X - X - DIAPHRAGM - RETRANS - SPECIAL
 J - T/c J 00 - 6"stem + 30"Flex 5 M - Psi S - 90-260VAC S - Standard Inconel M - 4-20mA M18 - M18x1.5
 K - T/c K 01 - 6"stem + 60"Flex 10 (x 1000) D - 24VDC I - Inconel Tip+Threads 10 - 0-10VDC M10 - M10x1.0
 P - PT100 10 - 12"stem + 30"Flex 20 B - Bar H - Hastelloy Tip+Threads 5 - 0-5VDC K - NaK Fill
 11 - 6"stem + 60"Flex 3.5 (x 100) D - (TiAlN) Titanium Mercury-Free
 7.0 Aluminium Nitride

PART#	STEM	FLEX	PRESSURE
MGJ00-P5MSSM	6"	30"	5000psi
MGJ00-P10MSSM	6"	30"	10000psi

FEATURES MGX

same as MG200 Plus
 Thermocouple J (Field replaceable)

OPTIONS MGX

same as MG200 Plus
 Temperature Sensors K, Pt100 RTD

SPECIFICATIONS

PERFORMANCE

RANGES - 1500 to 30,000psi
 MAX ERROR - +/-3%
 ZERO ADJUST - 20% Full Scale

TEMPERATURE

MAX TIP TEMP - 750°F (400°C)
 ZERO SHIFT - 35psi / 100°F
 MAX HOUSING TEMP - 275°F (135°C)

MECHANICAL & MATERIALS

CASE - Stainless Steel
 WINDOW - Safety Glass
 OVERLOAD - 1.5x Full Scale
 MOUNTING TORQUE - 150(min) - 500(max) inch-lbs
 DIAPHRAGM - Standard - Inconel
 Option - Hastelloy

MECHANICAL GAUGES

STANDARD FEATURES

LOCAL READING - NO POWER
 LARGE 4.4" ROUND DIAL - ROTATES 270°F
 RANGES - 1500psi to 30,000psi
 3% ACCURACY
 750°F (400°C) MERCURY FILL
 INCONEL TIP - 1/2"-20UNF THREAD

OPTIONS

TIP OPTIONS: Hastelloy,
 Titanium Nitride
 THREAD OPTIONS: M18x1.5, Custom
660°F (350°C) MERCURY FREE FILL
1000°F (538°C) NaK Fill

MPG100



MPG1XX - P XX

00 - 6" Stem
10 - 12" Stem
1.5 - 1,500psi
3 - 3,000psi
5 - 5,000psi
10 - 10,000psi
 Custom

X

M - Psi x 1000
B - Bar x 100
P - MPa

X

S - Standard Inconel
C - Chromium Nitride
T - Titanium Nitride
I - Inconel Tip + Threads
H - Hastelloy
D - Diamond Particulate

X

- - Mercury Fill
F - Mercury Free Fill
K - NaK Mercury Free Fill
U - Stem Up

STOCK LIST

PART#	STEM	FLEX	PRESSURE
MPG100-P1.5MS	6"		1500psi
MPG100-P3MS	6"		3000psi
MPG100-P5MS	6"		5000psi
MPG100-P10MS	6"		10000psi
MPG100-P15MS	6"		15000psi
MPG100-P20MS	6"		20000psi
MPG110-P1.5MS	12"		1500psi
MPG110-P3MS	12"		3000psi
MPG110-P5MS	12"		5000psi
MPG110-P10MS	12"		10000psi

MPG200



MPG2X X - P XX

0 - 6" Stem
1 - 12" Stem
0 - 30" Flex
1 - 60" Flex
1.5 - 1,500psi
3 - 3,000psi
5 - 5,000psi
10 - 10,000psi
 Custom

X

M - Psi x 1000
B - Bar x 100
P - MPa

X

S - Standard Inconel
C - Chromium Nitride
T - Titanium Nitride
I - Inconel Tip + Threads
H - Hastelloy
D - Diamond Particulate

X

- - Mercury Fill
F - Mercury Free Fill
K - NaK Mercury Free Fill

STOCK LIST

PART#	STEM	FLEX	PRESSURE
MPG200-P1.5MS	6"	30"	1500psi
MPG200-P3MS	6"	30"	3000psi
MPG200-P5MS	6"	30"	5000psi
MPG200-P10MS	6"	30"	10000psi
MPG200-P15MS	6"	30"	15000psi
MPG200-P20MS	6"	30"	20000psi
MPG201-P5MS	6"	60"	5000psi
MPG201-P10MS	6"	60"	10000psi
MPG210-P5MS	12"	30"	5000psi
MPG210-P10MS	12"	30"	10000psi
MPG2Q0-P5MS	6"	48"	5000psi
MPG2R0-P5MS	12"	48"	5000psi

MPGX00



MPGX X X - P XX

J - Thermocouple J
K - Thermocouple K
RTD - PT100 Sensor
0 - 6" Stem
1 - 12" Stem
0 - 30" Flex
1 - 60" Flex
1.5 - 1,500psi
3 - 3,000psi
5 - 5,000psi
10 - 10,000psi
 Custom

X

M - Psi x 1000
B - Bar x 100
P - MPa

X

S - Standard Inconel
C - Chromium Nitride
T - Titanium Nitride
I - Inconel Tip + Threads
H - Hastelloy
D - Diamond Particulate

X

- - Mercury Fill
F - Mercury Free Fill
K - NaK Mercury Free Fill

STOCK LIST

PART#	STEM	FLEX	PRESSURE
MPGJ00-P5MS	6"	30"	5,000psi
MPGJ00-P10MS	6"	30"	10,000psi
MPGJ10-P10MS	12"	30"	10,000psi

SPECIFICATIONS

PERFORMANCE

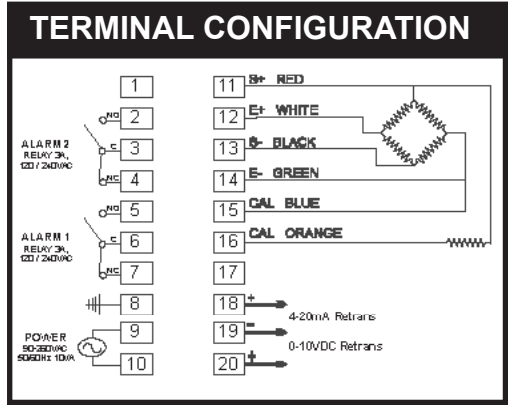
RANGES - 1500 to 30,000psi
 MAX ERROR - +/-3%
 ZERO ADJUST - 20% Full Scale

TEMPERATURE

MAX TIP TEMP - 750°F (400°C)
 ZERO SHIFT - 35psi / 100°F
 MAX HOUSING TEMP - 275°F (135°C)

MECHANICAL & MATERIALS

CASE - Stainless Steel
 WINDOW - Safety Glass
 OVERLOAD - 1.5x Full Scale
 MOUNTING TORQUE - 150(min) - 500(max) inch-lbs
 DIAPHRAGM - Standard - Inconel
 Option - Hastelloy



STANDARD

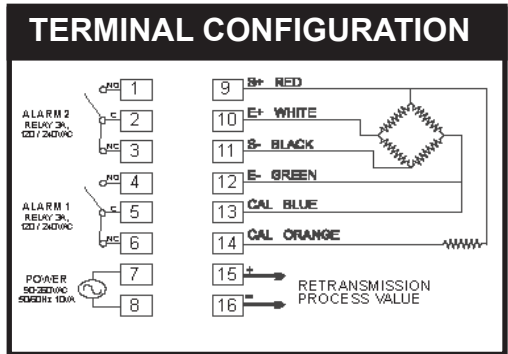
- 350ohm STRAIN GAGE INPUT
- SCALEABLE RANGE
- 2 CONFIGURABLE ALARMS
- HIGH/LOW/OFF
- AUTO / MANUAL CALIBRATION
- MANUAL ZERO
- LOCKOUT
- PROCESS VALUE - RETRANS
- OPTION - 24VDC

MODEL CODE

MP9410-PRR -

RETRANS of PV	Power
M 4-20mA	85-265VAC
0 0-10mA	24VDC
1 0-20mA	
5 0-5V	
6 1-5V	
10 0-10V	

MP9610 - PRESSURE INDICATOR ALARM - 1/4DIN



STANDARD

- 350ohm STRAIN GAGE INPUT
- SCALEABLE RANGE
- 2 CONFIGURABLE ALARMS
- HIGH/LOW/OFF
- AUTO/MANUAL CALIBRATION
- MANUAL ZERO
- LOCKOUT
- PROCESS VALUE - RETRANS
- OPTION - 24VDC

MODEL CODE

MP9610-PRR -

RETRANS of PV	Power
M 4-20mA	85-265VAC
0 0-10mA	24VDC
1 0-20mA	
5 0-5V	
6 1-5V	
10 0-10V	

SPECIFICATIONS - MP9410 & MP9610

INPUT - PRESSURE TRANSDUCER

350ohm STRAIN GAUGE 2.00-4.00mV/V standard 3.30mV/V
 EXCITATION VOLTAGE 10VDC
 ACCURACY +/-0.5%
 SAMPLE RATE 100mS

ALARM OUTPUTS

ALARM 1 5A/240VAC resistive NO/NC
 ALARM 2 5A/240VAC resistive NO/NC

RETRANSMISSION of PROCESS VALUE

CURRENT 4-20mA, 0-20mA, 0-10mA Max load 500 ohm
 VOLTAGE 0-5VDC, 1-5VDC Max 20mA

POWER

RATING 85 - 265 VAC 50/60Hz 10VA max

ENVIRONMENTAL

OPERATING TEMP -10 - 50C
 HUMIDITY 90% MAX
 INSULATION 20M ohms minimum @ 500VDC
 WEIGHT 300g

PHYSICAL DIMENSIONS

MP9410 96mmW x 48mmH x 100mmD
 MP9410 Cutout 91mmW x 45mmH +/-0.5mm
 MP9610 96mmW x 96mmH x 100mmD
 MP9610 Cutout 91mmW x 91mmH +/-0.5mm



Teflon Coated Wire
c/w S/S Armour



STANDARD FEATURES

- INPUT - 350ohm STRAIN GAUGE
- 0.8" HIGH 5-DIGIT DISPLAY
- LED BAR GRAPHS - Process+Set Value
- 0-5000psi + 0-10,000psi RANGES
- ALARM - High or Low (NO/NC 240V,5A)
- POWER - 90-260VAC
- 1% ACCURACY, MANUAL ZERO
- PROCESS VALUE RETRANS - 4-20mA
- 60" FLEX HOSE, 6pin BAYONET CONNECT.

OPTIONS

- RETRANSMISSION OPTIONS : 0-5, 0-10VDC or 0-20mA
- POWER - 24V-AC/DC
- CONNECTOR - 6pin Screw 8pin Screw

MODEL CODE

MG-IND - P - Scale	- PV Retrains	- Cable Length	- Connector	- Power
5M - 5,000psi	M - 4-20mA	6 - 6ft (2m)	6B - 6pin Bayonet	- 85-265VAC
10M - 10,000psi	0 - 0-10mA	12 - 12ft (3.7m)	6S - 6pin Screw	24V - 24V-AC/DC
Custom	1 - 0-20mA	25 - 25ft (7.7m)	8S - 8pin Screw	
	5 - 0-5VDC			
	6 - 0-6VDC			
	10 - 0-10VDC			

SPECIFICATIONS - MG-IND

INPUT - PRESSURE TRANSDUCER

350ohm STRAIN GAUGE - 3.33mV/V
EXCITATION VOLTAGE - 10VDC
ACCURACY - 1%

RETRANS of PROCESS VALUE

CURRENT - 4-20mA, 0-10mA, 0-20mA
VOLTAGE - 0-5, 1-5, 0-10VDC

ALARM OUTPUT

Alarms 3A/240VAC resistive.

POWER

Standard 85-265VAC 50/60Hz 10VA
Option 24V AC/DC

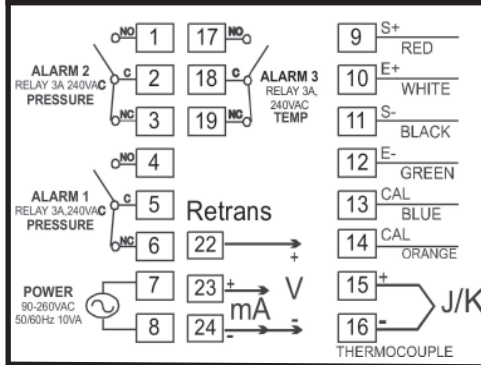
ENVIRONMENTAL

Temp&Humid. 10-55degC, 0-95%RH
Insulation 20M ohms min@500VDC
Weight 250-375g

MPT9610 - PRESSURE & TEMP INDICATOR ALARM - 1/4DIN



TERMINAL CONFIGURATION



STANDARD

- PRESSURE TRANSDUCER INPUT
- SCALEABLE RANGE
- 3 CONFIGURABLE ALARMS HIGH/LOW/OFF TEMP or PRESS
- AUTO or MANUAL CALIBRATION
- MANUAL ZERO
- PROCESS VALUE - RETRANS
- THERMOCOUPLE J INPUT
- LOCKOUT
- OPTION - 24VDC

MODEL CODE

MPT9610-PTRRR	- RETRANS of PV	- Power
	M 4-20mA	- 85-265VAC
	0 0-10mA	- 24V 24VDC
	1 0-20mA	
	5 0-5V	
	6 1-5V	
	10 0-10V	

SPECIFICATIONS - MPT9610

INPUTS

PRESSURE TRANSDUCER 350ohm STRAIN GAUGE, 2.00 - 4.00mV/V, standard 3.3mV/V
EXCIT 10VDC
TEMPERATURE THERMOCOUPLE J
ACCURACY +/-0.5%
SAMPLE RATE 100ms

ALARM OUTPUTS

ALARM 1, 2, 3 5A/240VAC resistive

POWER

RATING 85 - 265 VAC 50/60Hz 10VA max

RETRANSMISSION of PRESSURE VALUE

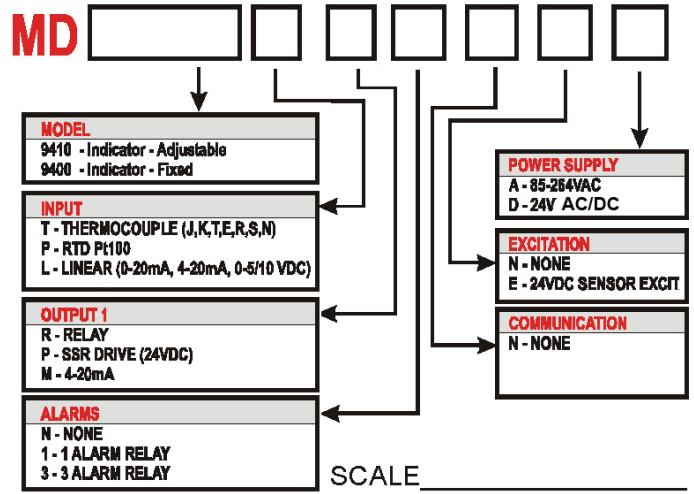
CURRENT 4-20mA, 0-20mA, 0-10mA Max load 500 ohm
VOLTAGE 0-10VDC, 0-5VDC, 1-5VDC Max 20mA

ENVIRONMENTAL

OPERAT TEMP -10 - 50C
HUMIDITY 90% MAX
INSULATION 20M ohms minimum @ 500VDC

PHYSICAL DIMENSIONS

MPT9610 96mmW x 96mmH x 100mmD
MPT9610 Cutout 91mmW x 91mmH +/-0.5mm
WEIGHT 300g



STANDARD

0.8" LARGE 3.5 DIGIT DISPLAY
INPUT TC,RTD,4-20mA, 0-10VDC
3.5 DIGIT DISPLAY
PROGRAMMABLE SCALING
POWER - 90 - 260VAC

OPTIONS

1, 3 ALARM OUTPUT
4-20mA RETRANSMISSION
24VDC SENSOR EXCITATION
POWER - 24V AC/DC

SPECIFICATIONS - MD SERIES

INPUT

Thermocouple J, K, T, E, B, R, S, N
RTD Pt100 ohms RTD (DIN)
Range Config -1999 to +9999
Accuracy 0.25% +/-1 DIGIT
Sample Rate 200ms

ENVIRONMENT

Temp&Humid. 0-55degC, 0-95%RH
Insulation 20M ohms min @ 500VDC

PHYSICAL

Size 96x48x100mm (1/8DIN)
Panel cutout 92mmx45mm
Display 4 DIGIT, 13mm LED
Weight 250-375g

POWER

Standard 85-265VAC 50/60Hz 6VA
Option 24V AC/DC

OUTPUT

Alarms (3 max) 3A/240VAC resistive.
PV Retrans Isolated 0/4-20mADC

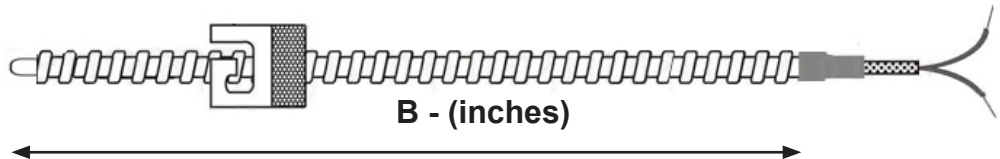
TEMPERATURE SENSORS - T/C's and RTD's

A500 / A510 - ADJUSTABLE BAYONET THERMOCOUPLES + RTD's

A500 STYLE (S/S Braid)




A510 STYLE (S/S Armour)



Order Code

Model	Type	B	Termination	Options
A500 (S/S Braid)	J - T/C J	48"	0 - Stripped Wire	- None
A510 (S/S Hose)	K - T/C K	72"	1 - Fork Terminals	U - Ungrounded
	RTD - PT100	96"	2 - Standard Male Plug	B - Bayonet Adaptor 1/8"NPT x 7/8"L
	RTD	120"	3 - Standard Female Plug	Metric Caps
		180"	4 - Mini Male Plug	- Call Factory
		Custom	5 - Mini Female Plug	


Termination Options



DESCRIPTION

A400 Series Melt Bolt Thermocouples and RTD's are ideal to measure polymer temperature inside the extrusion or injection molding machine. The tip can stick as much as 1"(25mm) into the plastic flow. The temperature sensors are designed to fit in the exact same hole as our melt pressure transducers / Transmitters.

A400 - Melt Bolt T/C and RTD




Dim.	1/2"-20UNF	M14x1.5	M18x1.5
D1	0.306" (7.8mm)	0.315" (8.0mm)	0.394" (10.0mm)
D2	0.413" (10.5mm)	0.472" (12.0mm)	0.630" (16.0mm)
L1	0.209" (5.3mm)	0.236" (6.0mm)	0.236" (6.0mm)
L2	0.433" (11.0mm)	0.472" (12.0mm)	0.551" (14.0mm)
L3	1.063" (27.0mm)	1.260" (32.0mm)	1.338" (34.0mm)

STANDARD FEATURES

Max Pressure : 20,000psi (1400bar)
 Max Temp : 900°F (450°C)
 Body : 304 S/S
 Tip Length : Flush to 1" (0-25mm)
 Threads : 1/2-20UNF, M14X1.5, M18x1.5
 Sensor : Thermocouple J/K, PT100 RTD
 Bolt Length : 2" - 12" (50-305mm)

Fits Standard Melt Pressure Transducer Hole

A40A - Melt Bolt T/C and RTD - Adjustable Style

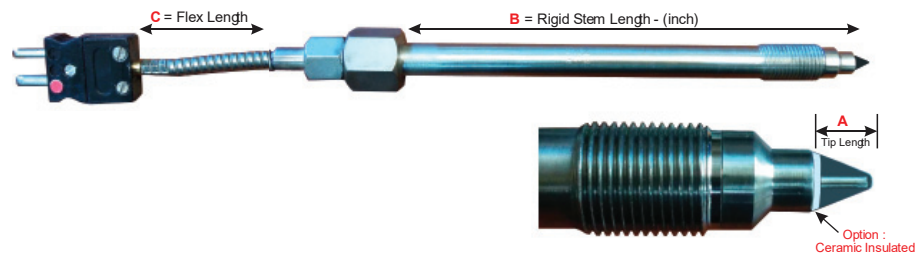


STANDARD FEATURES

Max Pressure : 10,000psi (700bar)
 Max Temp : 500°F (260°C)
 Body : 304 S/S
 Tip Length : Flush to 1" (0-25mm)
 (Adjustable under Pressure)

Fits Standard Melt Pressure Transducer Hole

A40C - Melt Bolt T/C and RTD - Conical Style




STANDARD FEATURES

Max Pressure : 15,000psi (1000bar)
 Max Temp : 900°F (450°C)
 Body : 304 S/S
 Tip Length : Flush to 1" (0-25mm)
 Option : Ceramic insulated Tip

Fits Standard Melt Pressure Transducer Hole

A40B - Melt Bolt T/C and RTD - Blade Style



STANDARD FEATURES

Max Pressure : 15,000psi (1000bar)
 Max Temp : 900°F (450°C)
 Body : 304 S/S
 Tip Length : Flush to 1" (0-25mm)
 Blade : Can be adjusted to flow direction

Fits Standard Melt Pressure Transducer Hole

Order Code

Model	Type	A	B	C	Termination	Lead Type	Options
A400	J - T/C J	0	3" (76mm)	0"	0 - Stripped Wire	N - None	N - 1/2"-20UNF Grounded
A403	K - T/C K	1/8" (3.2mm)	4" (101mm)	6"	1 - Fork Terminals	FS - F/G(Fiberglass Stranded)	U - Ungrounded
A40A	RTD - PT100	3/16" (4.7mm)	6" (152mm)	24"	2 - Standard Male Plug	B - F/G + S/S Braid	M18 - M18x1.5 Thread
A40A3	RTD	1/4" (6.3mm)	8" (203mm)	48"	3 - Standard Female Plug	H - F/G + S/S Hose/Armour	M14 - M14x1.5 Thread
A40C		Custom	Custom	120"	4 - Mini Male Plug		C - A40C c/w Ceramic Insulated Tip
A40B		A - Adjustable (0.0 - 1.00")		Custom	5 - Mini Female Plug		



MT-IND



MT-IND :
Mounted on
Transmitters

STANDARD

- 0.28" LARGE 4DIGIT DISPLAY
- INPUT 4-20mA
- PROGRAMMABLE SCALING
- POWER - 4-20mA LOOP POWER
- REVERSE POLARITY PROTECTION-
- 4PIN CONNECTOR
- IP65 (after mounting on transmitter)

SPECIFICATIONS - MT-IND

DISPLAY

TYPE : 4 DIGIT LED (0.28"H)
 RANGE : -1.9.9.9. to 9.9.9.9
 ACCURACY : 0.1%+/-1 Digit
 DIGITAL
 DAMPING : 0 - 20s

ELECTRICAL

SUPPLY : 4-20mA LOOP
 VOLT DROP : <2.5V
 PROTECTION : SHORT CIRCUIT
 REVERSE
 POLARITY : MAX 200mA

ENVIRONMENT

OPERATING TEMP : -20 to 70C
 STORAGE TEMP : -30 to 85C
 PROTECTION : IP65 (connected)
 WEIGHT : 80g
 HOUSING : BLACK

MHP320 FLUSH MOUNT TRANSDUCER / TRANSMITTER

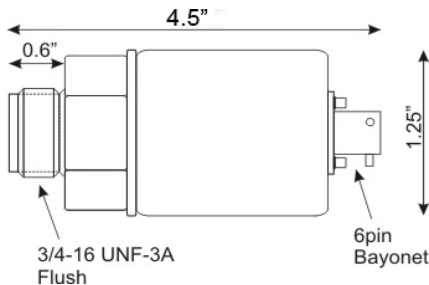


FEATURES

- Flush Mount Pressure Port
- Standard 3/4-16UNF-3A
- Zero Volume - Ideal for Viscous Materials
- Output - 3 mV/V
- Accuracy +/-0.5%
- Internal Shunt Cal - 80%
- 250°F (120°C) Rating
- Ranges from 0-15 to 0-10,000psi

OPTIONS

- OUTPUT OPTIONS
- 4-20mA
 - 0-5VDC 0-10VDC
 - Connector - 4 Pole DIN
 - Custom Pressure Port



ORDER CODE

MHP32	X	- X	XX	X	X	X
1	3.3mV/V	P	0psi Low Pressure	1	S	- Psi
2	2.5mV/V	V	(-14.7psi) Vacuum	1.5	C	- Psi x 100
4	4-20mA		Low Pressure	3	M	- Psi x 1000
5	0-5VDC			5	B	- Bar x 100
6	1-5VDC			7.5 15	P	- MPa
7	0-10VDC			10 20		
					S	- 3/4-16UNF-3A
					S	- 6pin Bayonet
					4	- 4pin DIN

SPECIFICATIONS

MECHANICAL

Ranges: 0-15 to 0-20,000psi
 Max Error: 0.5% of FS
 Repeatability: +/-0.2%
 Overload Capab: 2x FS
 Enclosure Rating: IP65
 Wetted Materials: 17-4PH S/S

TEMPERATURE

Max Diaph. Temp: 250°F(120°C)
 Zero Shift of Diaph.: 0.15% of FS
 Max Housing Temp: 250°F(120°C)

ELECTRICAL

Measuring Sensor: 350ohm Wheatstone Bridge
 Internal Shunt Cal(MHP): 80% of FS
 Zero & Span Adjust(MHT): +/-0.15% of FS
 Response Time: 15mS
 Excitation(MHP): 2.5 or 3mV/V (exc. 7-12V rec.10)
 Excitation(MHT): 0-10V(14-36V) 0-5V(11-36V)
 4-20mA(14-36V)

MHP SERIES TRANSDUCERS



MHP - Transducer

FEATURES MHP

- Standard 3mV/V
- Standard 1/4"-18 NPT Male
- 6pin Bayonet Connector
- 0.5% combined error
- 80% Output Calibration
- 250°F (120°C) Rating
- Ranges from 0-15 to 0-30,000psi
- Wetted Parts ALL STAINLESS STEEL

OPTIONS MHP

- OUTPUT OPTIONS 2.5, 3mV/V
- CONNECTOR OPTIONS 4 Pole DIN
- PRESSURE PORT 1/8"-27 NPT Female, 1/8"-27 NPT Male

MHP - X

- 3 - 3mV/V
- 2 - 2.5mV/V
- 1
- 1.5
- 3
- 5
- 7.5
- 10
- 15 30
- 20 50

P XX X

- M - Psi x1000
- C - Psi x100
- B - BAR x100
- P - Psi

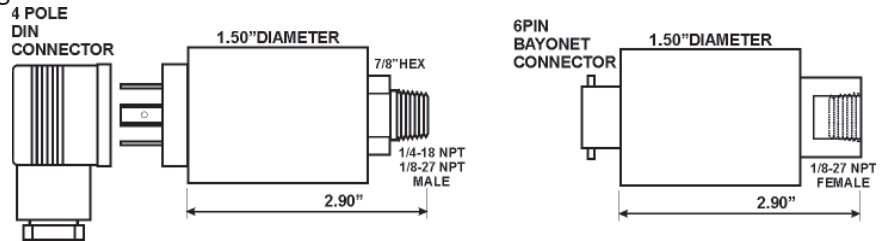
X

- S - 6PIN BAYONET
- 4 - 4POLE DIN

X

- S - 1/4"-18 NPT MALE
- 8M - 1/8"-27 NPT MALE
- 8F - 1/8"-27 NPT FEMALE

STOCK LIST - MHP (3mV/V)		
PRESS (psi)	1/8-27NPT (female)	1/4-18NPT (male)
500	✓	✓
1,000	✓	✓
2,500	✓	✓
3,000	✓	✓
5,000	✓	✓
10,000	✓	✓



MHT SERIES TRANSMITTERS



MHT - Transmitter

FEATURES MHT

- Standard 4-20mA
- Standard 1/4"-18 NPT Male
- 6pin Bayonet Connector
- 0.5% combined error
- 80% Output Calibration
- 250°F (120°C) Rating
- Ranges from 0-15 to 0-30,000psi
- WETTED PARTS ALL STAINLESS STEEL

OPTIONS MHT

- OUTPUT OPTIONS 0-20mA 0-5VDC 0-10VDC
- CONNECTOR OPTIONS 4 Pole DIN
- PRESSURE PORT 1/8"-27 NPT Female, 1/8"-27 NPT Male

MHT - X

- 4 - 4-20mA
- 5 - 0-5VDC
- 6 - 1-6VDC(3WRE)
- 7 - 0-10VDC
- 8 - 1-11VDC(3WRE)
- 1
- 1.5
- 3
- 5
- 7.5
- 10
- 15 30
- 20 50

P XX X

- M - Psi x1000
- C - Psi x100
- B - BAR x100
- P - Psi

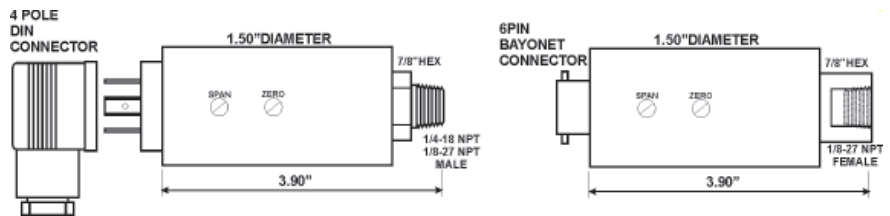
X

- S - 6PIN BAYONET
- 4 - 4POLE DIN

X

- S - 1/4"-18 NPT MALE
- 8M - 1/8"-27 NPT MALE
- 8F - 1/8"-27 NPT FEMALE

STOCK LIST - MHT			
OUTPUT	PRESS (psi)	1/8-27NPT (female)	1/4-18NPT (male)
4-20mA and 0-10VDC	500	✓	✓
	1,000	✓	✓
	2,500	✓	✓
	3,000	✓	✓
	5,000	✓	✓
10,000	✓	✓	✓



SPECIFICATIONS

MECHANICAL

- Ranges: 0-15 to 0-20,000psi
- Max Error: 0.5% of FS
- Repeatability: +/-0.2%
- Overload Capab: 2x FS
- Enclosure Rating: IP65

TEMPERATURE

- Max Diaph. Temp: 250°F(120°C)
- Zero Shift of Diaph.: 0.15% of FS
- Max Housing Temp: 250°F(120°C)

ELECTRICAL

- Measuring Sensor: 350ohm Wheatstone Bridge
- Internal Shunt Cal(MHP): 80% of FS
- Zero & Span Adjust(MHT): +/-0.15% of FS
- Response Time: 15mS
- Excitation(MHP): 2.5 or 3mV/V (exc. 7-12V rec.10)
- Excitation(MHT): 0-10V(14-36V) 0-5V(11-36V) 4-20mA(14-36V)


MP-CAL-8500 PORTABLE PRESSURE COMPARATOR

MP-CAL-10K-portable Portable Pressure Comparator

The MP-CAL-10K-portable High Pressure Comparator is a hand operated hydraulic pressure test pump that is designed to generate pressures from 85% vacuum to 700 bar (10000psi).

Two hand-tight quick connectors installed on the pump allow easy connecting and disconnecting to the test pump without the need for PTFE tape or wrenches.

The MP-CAL-10K-portable is an ideal comparison test pump for calibrating pressure measuring instruments such as test gauges, indicators or transducers in the field or laboratory.



Gauge
- Sold Separately

FEATURES

RANGE	-12.5 PSI to 10000 psi)
ADJ. RES.	3psi
MEDIA	Hydraulic Oil
WEIGHT	9 lbs
DIMENSION	8.5"Wx6.5"Hx11"L
Gauge Port	M20x1.5-F
Test Port	1/2"-20UNF

OPTIONS

PRESSURE PORTS

1/8"-27 NPT Female
1/8"-27 NPT Male
1/4"NPT Male

GAUGE

DIGITAL - 4digit
MECHANICAL


MPI-SIM-mV/V PRESSURE TRANSDUCER SIMULATOR



**MPI-SIM-mV/V
Pressure Transducer Simulator**


The MPI-SIM-mV/V is used to simulate the output of a standard MPI (or competitor) melt pressure transducer with a 3.3mV/V output. The pressure transducer can be disconnected, and the MPI-SIM-mV/V can be connected in its place to troubleshoot whether there is a Transducer problem / Cable or Indicator problem.

The MPI-SIM-mV/V comes complete with both 6pin and 8pin connectors.



Technical																							
Accuracy	+/- 0.25% - Full Scale																						
Bridge Resistance	350ohm nominal																						
Output	<table border="1"> <tr><td>0%</td><td>0.00 mV/V</td></tr> <tr><td>10%</td><td>0.33 mV/V</td></tr> <tr><td>20%</td><td>0.67 mV/V</td></tr> <tr><td>30%</td><td>1.00 mV/V</td></tr> <tr><td>40%</td><td>1.33 mV/V</td></tr> <tr><td>50%</td><td>1.67 mV/V</td></tr> <tr><td>60%</td><td>2.00 mV/V</td></tr> <tr><td>70%</td><td>2.33 mV/V</td></tr> <tr><td>80%</td><td>2.66 mV/V</td></tr> <tr><td>90%</td><td>3.00 mV/V</td></tr> <tr><td>100%</td><td>3.33 mV/V</td></tr> </table>	0%	0.00 mV/V	10%	0.33 mV/V	20%	0.67 mV/V	30%	1.00 mV/V	40%	1.33 mV/V	50%	1.67 mV/V	60%	2.00 mV/V	70%	2.33 mV/V	80%	2.66 mV/V	90%	3.00 mV/V	100%	3.33 mV/V
0%	0.00 mV/V																						
10%	0.33 mV/V																						
20%	0.67 mV/V																						
30%	1.00 mV/V																						
40%	1.33 mV/V																						
50%	1.67 mV/V																						
60%	2.00 mV/V																						
70%	2.33 mV/V																						
80%	2.66 mV/V																						
90%	3.00 mV/V																						
100%	3.33 mV/V																						
Excitation	6-12VDC																						
Electrical Connector	PT07A-10-6P (6pin) PT07A-12-8P (8pin)																						
Weight	1 lb																						
Size	2.7"W x 5"L x 2.7"D																						

MPI-802C Digital Pressure Gauge



TECHNICAL DATA

ACCURACY	0.25% FS
POWER SUPPLY	3 x 1.5V - AA battery, life = approx 3600 hours
PRESSURE RANGE	10000psi(700bar), 15000psi(1000bar)
HOUSING	ABS
OPERATING TEMP	-46F to 175F (-20 to +80C)
TEMP DRIFT	0.05% F.S. per Deg
SIZE	3" (78mm)
ENG UNITS	PSI, BAR, MPA, KPA... (field adjustable)
THREAD SIZE	1/4"NPT, M20x1.5
FRONT PANEL	Polycarbonate
OVERPRESSURE	200% of Pressure Range
BURST PRESSURE	400% of Pressure Range
IP RATING	IP66
WEIGHT	0.66 lbs (300g)

STANDARD

- 0.59" Large 5 Digit Backlit Display
- 0.25% Accuracy
- Ranges - 10000psi(700bar), 15000psi(1000bar)
- MAX and MIN Value
- Pressure Units - PSI, BAR, MPA, KPA... (field adjustable)
- Pressure Connection : 1/4"NPT, M20x1.5
- Password Lockout
- Battery operation can last for approx 1 year.

STOCK LIST

Part Number	Description
MPI-PG802C-3-700bar	0.25%, 10000psi(700bar), 1/4"NPT
MPI-PG802C-1-700bar	0.25%, 10000psi(700bar), M20x1.5
MPI-PG802C-1-1000bar	0.25%, 15000psi(1000bar), M20x1.5

MPI-LB01G - PRESSURE TRANSMITTER SIMULATOR



MPI-LB01G
Pressure Transmitter Simulator

The MPI-LB01G is used to simulate the output of a standard MPI(or competitor) melt pressure transmitter with either a 0-10VDC or 4-20mA output. The pressure transmitter can be disconnected and the MPI-LB01G can be connected in its place to troubleshoot whether there is a Transmitter problem / Cable or Indicator problem.

STANDARD FEATURES

- 0-20mA Output
- 0-10VDC Output
- 4 Digits, Two Decimal Places
- 15-30V External Power Supply
- 5V Micro USB Power Supply

MPI-LB03 - PRESSURE TRANSMITTER SIMULATOR/MEASUREMENT



MPI-LB03
Pressure Transmitter Simulator/ Measurement

The MPI-LB03 is used to simulate the output of a standard MPI(or competitor) melt pressure transmitter with either a 0-10VDC or 4-20mA output. The pressure transmitter can be disconnected and the MPI-LB03 can be connected in its place to troubleshoot. The MPI-LB03 can also be used to measure the outputs of a melt pressure transmitter with either a 0-10VDC or 4-20mA output. The indicator can be disconnected and the MPI-LB03 can be connected in its place to troubleshoot. A key benefit of the MPI-LB03 signal generator is that it's dual interface can output 24V to power a transmitter while measuring the transmitters output

STANDARD FEATURES

- 4-20mA Output/ Measurement
- 0-10VDC Output/ Measurement
- Dual Input/Output Interface
- 24VDC Power Source
- 4 Digits, Two Decimal Places
- 6hr Battery Life at 20mA Output
- Micro USB for Powersupply and Recharging

MPI-LB02 - TRANSMITTER AND THERMOCOUPLE SIMULATOR/MEASUREMENT



MPI-LB02
Pressure Transmitter and Thermocouple Simulator/ Measurement

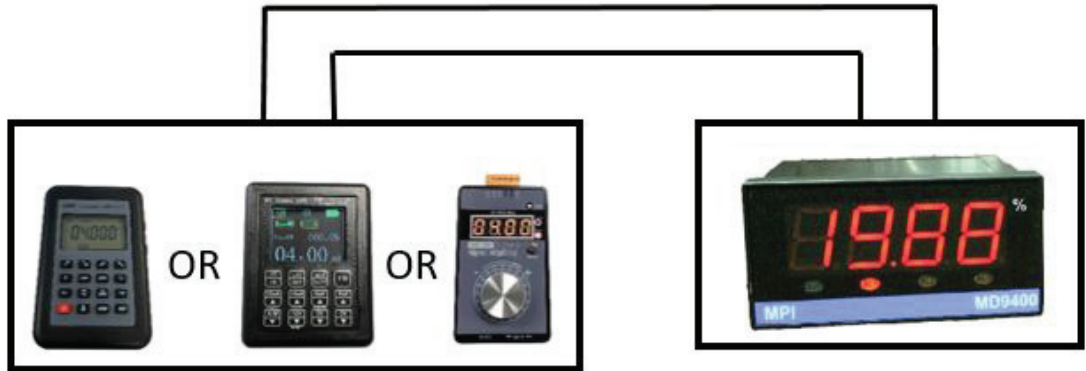
The MPI-LB02 is used to simulate several output types, including: V, mA, Ω, J, K, and Pt100. The pressure transmitter/thermocouple can be disconnected and the MPI-LB02 can be connected in its place to troubleshoot the problem. The MPI-LB02 can also be used to measure the outputs of a melt pressure transmitter with either a 0-10VDC or 4-20mA output. It can also measure several input types, including: V, mA, Ω, J, K, Pt100. The indicator can be disconnected and the MPI-LB03 can be connected in its place to troubleshoot.

STANDARD FEATURES

- 0-24mA Output/ Measurement
- 0-11VDC Output/ Measurement
- TC Output/ Measurement - J, K
- RTD Output/ Measurement - PT100
- 20-400Ω Output/ Measurement
- Micro USB for Powersupply and Recharging

SIMULATE 4-20mA OR 0-10VDC TRANSMITTER

MPI-LB01G
MPI-LB03
MPI-LB02



MEASURE 4-20mA OR 0-10VDC TRANSMITTER

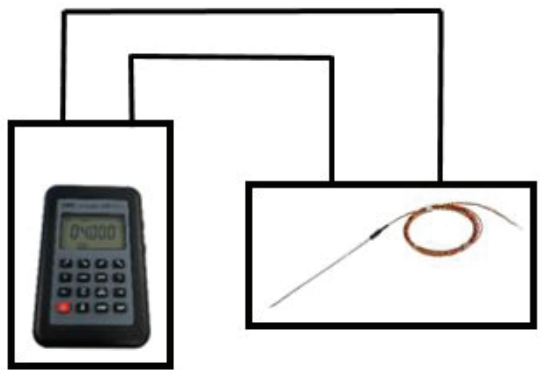
MPI-LB03
MPI-LB02



MPI-LB03
External 24V Source
Not Required

MEASURE THERMOCOUPLE/RTD

MPI-LB02



SIMULATE THERMOCOUPLE/RTD

MPI-LB02



MPI Melt Pressure Inc. - About Us

MPI Melt Pressure has built Melt Pressure Transducers and Transmitters at our factory in Toronto, Canada since 1999. MPI engineers bring over 50 years of experience visiting and solving technical problems in the plastic extrusion industry in some of the most difficult environments. During this time we have experienced just about all the types of problems that can be encountered, and use this vast knowledge base to assist all our current customers.

Our philosophy is to provide cost competitive Melt Pressure Transducers and Transmitters with the quickest delivery and best technical support in the industry. Currently, 90% of our custom products ship out within 1-2 days. Our goal is to ship all orders the same day as we receive the order.

MPI provides full manufacturing operations in our Toronto plant including design, assembly, full testing and certifications in house. We have a fully trained manufacturing staff, with in house technicians and engineers available 12 hours, 5 days a week to aid customers with design selection and technical issues.

With continuous product development at our R&D lab we have implemented a Six Sigma philosophy with Lean manufacturing for continuous improvements. These continuous advancements translates to leading edge products with the best delivery for our customers.

Call MPI anytime you need Melt Pressure Transducer or Transmitter guidance or quick delivery of custom made products.

Other Products Manufactured by MPI Morheat :

Cartridge Heaters	Coil Heaters	Temperature Controls
Mica Band Heaters	Radiant Heaters	Hot Runner Temperature Controls
Mica Strip Heaters	Silicone Rubber Heaters	SSR Relays
Ceramic Band Heaters	Air Heaters	Mercury Displacement Relays
Tubular Heaters	Heater Hookup Wire and Connectors	Thermocouple Temp Sensors
Immersion Heaters	Industrial Ovens	PT100 Temp Sensors

MPI EXTRUDER RUPTURE DISKS

GENERAL INFORMATION



STANDARD FEATURES
 Max Temp - 750°F
 Inconel Diaphragm
 Standard Threads:
 1/2"-20UNF
 5/8"-11UNC
 3/4"-18UNF
 +/-5% Accuracy
 Ranges from:
 0-1500 to 14,500psi

OPTIONS
 Max Temp - 1000°F
 Hastelloy Diaphragm
 Threads:
 1"-20UNF
 M18x1.5
 M14x1.5
 Others
 Custom Tip Dimensions

Extruder rupture disks provide a reliable and economical pressure relief safety device in extrusion and polymer processing applications. A metal disk at the end of the rupture disk is designed to rupture within a specific pressure range to allow process material to flow out, and then release pressure. MPI extruder rupture disks are welded on to the body to ensure reliable high temperature operation up to 1000°F (538°C). Extruder rupture disks can also be referred to as rupture pins, rupture disks, burst plugs, blow plugs and burst disks.

TESTING AND ACCURACY
 A minimum of two rupture disks on each batch manufactured are tested to bursting pressure at room pressure, then derated to typical operating temperatures. All units are tested to 80% to check for manufacturing defects. All disks are rated to within +/-5% of pressure rating.

TEMPERATURE EFFECTS
 Inconel is utilized as our standard disk material because of its wide stable operating temperature range and corrosion resistance. Rated burst pressure varies only 2-3% from 200-1000°F.

BURST PRESSURE SELECTION
 MPI extruder rupture disks are designed for operation at a maximum of 70% of rated pressure to minimize early failures caused by material fatigue from repeated temperature cycling

For example - if max operating pressure = 5000psi
 (5000/0.7 = 7142psi) select stock = 7500psi rating

TABLE OF CONTENTS

STANDARD BODY DESIGNS:	BURST INDICATION OPTION:
1/2"x20UNF.....	pg. 2 TIP SPACERS.....
5/8"x11UNC.....	pg. 4 HOLE PLUGS.....
3/4"x18UNF.....	pg. 5 MOUNTING HOLE - DRILL KITS.....
1"x20UNF.....	pg. 6 MOUNTING HOLE - CLEANING KITS.....
M14x1.5.....	pg. 7 TECHNICAL NOTES.....
M18x1.5.....	pg. 8 MPI - Other products.....
CUSTOM RUPTURE DISKS.....	pg. 9 MPI - ABOUT US.....

MPI Morheat Inc. sales@mpimorheat.com (416) 675-7329 (800) 817-3486

New Catalogs available

MorHEAT inc. Toronto, Canada
 PH - (416) 675-7329
 FX - (800) 817-3486



HEATERS

MPI

INSTRUMENTATION

SENSORS

REPRESENTATIVE

MPI Morheat Inc.
 #97 - 170 Brockport Dr., Toronto
 Ontario, Canada M9W 5C8
 ph (800) 817-3486
 ph (416) 675-7329
 sales@mpimorheat.com